

EN



COMMISSION OF THE EUROPEAN UNION

# **DCF DATA CALLS 2011 COVERAGE AND QUALITY SUMMARY REPORT**

Prepared by JRC



EN

EN

The mission of the Institute for the Protection and Security of the Citizen (IPSC) is to provide research results and to support EU policy-makers in their effort towards global security and towards protection of European citizens from accidents, deliberate attacks, fraud and illegal actions against EU policies

European Commission  
Joint Research Centre  
Institute for the Protection and Security of the Citizen

Contact information

Address: TP 051, 21027 Ispra (VA), Italy

E-mail: [stecf-secretariat@jrc.it](mailto:stecf-secretariat@jrc.it)

Tel.: 0039 0332 789343

Fax: 0039 0332 789658

<https://stecf.jrc.ec.europa.eu/home>

<http://ipsc.jrc.ec.europa.eu/>

<http://www.jrc.ec.europa.eu/>

**Legal Notice**

Neither the European Commission nor any person acting on behalf of the Commission is responsible for the use which might be made of this publication.

This report does not necessarily reflect the view of the European Commission and in no way anticipates the Commission's future policy in this area.

## TABLE OF CONTENTS

<b>1</b>	<b>INTRODUCTION.....</b>	<b>6</b>
<b>2</b>	<b>OVERVIEW.....</b>	<b>8</b>
<b>3</b>	<b>COUNTRY BY COUNTRY EVALUATION.....</b>	<b>11</b>
3.1	Belgium .....	11
3.2	Bulgaria .....	14
3.3	Cyprus.....	17
3.4	Denmark .....	20
3.5	Estonia .....	23
3.6	Finland .....	26
3.7	France .....	29
3.8	Germany .....	32
3.9	Great Britain .....	35
3.10	Greece .....	38
3.11	Ireland.....	41
3.12	Italy .....	44
3.13	Latvia .....	47
3.14	Lithuania .....	50
3.15	Malta .....	53
3.16	Poland .....	56
3.17	Portugal.....	59
3.18	Romania.....	62
3.19	Slovenia.....	65
3.20	Spain.....	68
3.21	Sweden .....	71
3.22	The Netherlands.....	74
<b>4</b>	<b>References.....</b>	<b>77</b>

## LIST OF TABLES

Table 2.1.1 Data Submission Overview for all Member States.....	8
Table 2.1.2 Data Compliance Overview for all Member States.....	9
Table 2.1.3 Data Quality Overview for all Member States .....	10
Table 3.1.1 Data Submission Overview for Belgium.....	11
Table 3.1.2 Data Compliance Overview for Belgium .....	12
Table 3.1.3 Data Quality Overview for Belgium.....	13
Table 3.2.1 Data Submission Overview for Bulgaria.....	14
Table 3.2.2 Data Compliance Overview for Bulgaria .....	15
Table 3.2.3 Data Quality Overview for Bulgaria.....	16
Table 3.3.1 Data Submission Overview for Cyprus .....	17
Table 3.3.2 Data Compliance Overview for Cyprus .....	18
Table 3.3.3 Data Quality Overview for Cyprus.....	19
Table 3.4.1 Data Submission Overview for Denmark.....	20
Table 3.4.2 Data Compliance Overview for Denmark .....	21
Table 3.4.3 Data Quality Overview for Denmark .....	22
Table 3.5.1 Data Submission Overview for Estonia.....	23
Table 3.5.2 Data Compliance Overview for Estonia.....	24
Table 3.5.3 Data Quality Overview for Estonia .....	25
Table 3.6.1 Data Submission Overview for Finland .....	26
Table 3.6.2 Data Compliance Overview for Finland.....	27
Table 3.6.3 Data Quality Overview for Finland .....	28
Table 3.7.1 Data Submission Overview for France.....	29
Table 3.7.2 Data Compliance Overview for France .....	30
Table 3.7.3 Data Quality Overview for France .....	31
Table 3.8.1 Data Submission Overview for Germany.....	32
Table 3.8.2 Data Compliance Overview for Germany .....	33
Table 3.8.3 Data Quality Overview for Germany .....	34
Table 3.9.1 Data Submission Overview for Great Britain.....	35
Table 3.9.2 Data Compliance Overview for Great Britain.....	36
Table 3.9.3 Data Quality Overview for Great Britain .....	37
Table 3.10.1 Data Submission Overview for Greece .....	38
Table 3.10.2 Data Compliance Overview for Greece.....	39
Table 3.10.3 Data Quality Overview for Greece .....	40
Table 3.11.1 Data Submission Overview for Ireland .....	41
Table 3.11.2 Data Compliance Overview for Ireland.....	42
Table 3.11.3 Data Quality Overview for Ireland.....	43
Table 3.12.1 Data Submission Overview for Italy .....	44
Table 3.12.2 Data Compliance Overview for Italy.....	45
Table 3.12.3 Data Quality Overview for Italy .....	46
Table 3.13.1 Data Submission Overview for Latvia .....	47
Table 3.13.2 Data Compliance Overview for Latvia.....	48

Table 3.13.3 Data Quality Overview for Latvia .....	49
Table 3.14.1 Data Submission Overview for Lithuania .....	50
Table 3.14.2 Data Compliance Overview for Lithuania.....	51
Table 3.14.3 Data Quality Overview for Lithuania.....	52
Table 3.15.1 Data Submission Overview for Malta .....	53
Table 3.15.2 Data Compliance Overview for Malta.....	54
Table 3.15.3 Data Quality Overview for Malta.....	55
Table 3.16.1 Data Submission Overview for Poland.....	56
Table 3.16.2 Data Compliance Overview for Poland.....	57
Table 3.16.3 Data Quality Overview for Poland .....	58
Table 3.17.1 Data Submission Overview for Portugal .....	59
Table 3.17.2 Data Compliance Overview for Portugal .....	60
Table 3.17.3 Data Quality Overview for Portugal.....	61
Table 3.18.1 Data Submission Overview for Romania .....	62
Table 3.18.2 Data Compliance Overview for Romania.....	63
Table 3.18.3 Data Quality Overview for Romania.....	64
Table 3.19.1 Data Submission Overview for Slovenia.....	65
Table 3.19.2 Data Compliance Overview for Slovenia.....	66
Table 3.19.3 Data Quality Overview for Slovenia .....	67
Table 3.20.1 Data Submission Overview for Spain.....	68
Table 3.20.2 Data Compliance Overview for Spain.....	69
Table 3.20.3 Data Quality Overview for Spain .....	70
Table 3.21.1 Data Submission Overview for Sweden .....	71
Table 3.21.2 Data Compliance Overview for Sweden .....	72
Table 3.21.3 Data Quality Overview for Sweden.....	73
Table 3.22.1 Data Submission Overview for The Netherlands .....	74
Table 3.22.2 Data Compliance Overview for The Netherlands .....	75
Table 3.22.3 Data Quality Overview for The Netherlands.....	76

## 1 INTRODUCTION

The purpose of this document is to provide an overview of the coverage and the quality of the data that JRC collected from the Member States under the framework of DCF data calls for 2011, as foreseen by the administrative arrangement between JRC and DG MARE. In total, five (5) data calls were organised for 2011, namely, Fleet Economic, Processing Industry, Aquaculture, joint Mediterranean and Black Sea and Fishing Effort Regimes. This report can be considered as a summary of all the individual Data Coverage and Quality Reports [1-5]. These reports are compiled as internal Commission documents by the members of the JRC Data Collection team for each one of the aforementioned data calls. For this reason, to fully appreciate the contents of this document one should read it together with the individual data coverage and quality reports that contain details regarding the data submitted by the Member States.

This report focuses on three aspects regarding each Member States' data submissions:

A) **Data submission.** The submission or not of the data items requested is the first basic criterion to assess the response by Member States to DG MARE's data calls, regardless of the submission date. This table follows a traffic light approach and illustrates whether or not a Member State submitted each data calls' requested data templates, where applicable. Note that due to the intrinsic differences between the different data calls, JRC opted for "data templates" as the common unit of measure.

B) **Compliance** with the data call deadline. The second important criterion checked is whether or not a Member State respected the deadline of each data call. To be considered as compliant, a Member State must have submitted all the requested data before the deadline and must not have gone through re-submissions after the deadline. JRC decided to disregard cases (i.e. JRC marked MS as non-compliant) in cases where STECF of JRC experts had to request that new data be sent after finding inconsistencies as a result of their reviews.

C) **Data quality.** The authors of this report tried to answer the question whether or not the submitted data were of sufficient enough quality for the experts in the working groups to provide the requested scientific advice. Or, alternatively, if the data were incomplete and/or insufficient and/or irrational and as a result hindered or delayed the scientific advice process. The estimation of the quality of a data set by JRC does not follow a rigorously defined method as is the case for the other criteria, and in many cases it needs to be based on subjective criteria. The presented review results are based on the specific remarks found in the individual

reports [1-5], that in turn draw heavily on STECF expert opinion, and also follows a generic traffic light approach. The tables providing an estimation of the quality of the submitted data should therefore be considered subjective and hence the given indicators should be interpreted with care and always in relation to the corresponding data coverage and quality report.

All the tables given in this report follow a traffic light approach in order to help the reader readily assess the response of each Member State to Commission's data calls. In general, green colour indicates an acceptable status, red an unacceptable status and orange an unsatisfactory situation that can be of different levels of gravity. Shaded cells indicate a non-applicable situation, i.e. a Member State is not eligible to submit the specific data for a number of reasons.

Each table contains all the templates of all data calls issued by DG MARE by country (UK includes Scotland).

Please note that for the Mediterranean and Black Sea data call, JRC experts were not requested to assess the quality of the following templates: E\_ECONOMIC, F\_ECONOMIC\_SPECIES, M\_ABUNDANCE, N\_BIOMASS and O\_ABUNDANCE\_BIOMASS. The individual data quality review focused on the three major parameters of fisheries specific landings, discards and fishing effort as well as the MEDITS survey data.

**Nota bene:** Member States' derogations regarding the data collection and/or submission were not taken into account in this report.









### 3 COUNTRY BY COUNTRY EVALUATION

In this section JRC provides three tables that allows the assessment of availability, compliance, and quality of the data submitted by Member State, data call and template.

#### 3.1 Belgium

Table 3.1.1 Data Submission Overview for Belgium

Fleet Economic	Mediterranean and Black Sea	Processing Industry	Aquaculture	Fishing Effort Regimes
CAPACITY	A_CATCH	DCF_PROIND_2008	DCF_AQUA_MA_2008	A_CATCH
CAPACITY_TOT	B_LANDINGS	DCF_PROIND_2009	DCF_AQUA_MA_2009	B_EFFORT
CAPVALINVEST	C_DISCARDS	DCF_PROIND_MA_2008	DCF_TURNOVER_SALES_2008	C_SPECIFIC_EFFORT
CAPVALINVEST_TOT	D_EFFORT	DCF_PROIND_MA_2009	DCF_TURNOVER_SALES_2009	D_CAPACITY
EFFORT_FAO_LEVEL3_4	E_ECONOMIC	DCR_PRICE_2006		
EFFORT_FS_SUPRA	F_ECONOMIC_SPECIES	DCR_PRICE_2007		
EFFORT_TOT	G_MEDITS_TA	DCR_PROIND_2006		
EMPLOYMENT	H_MEDITS_TB	DCR_PROIND_2007		
EMPLOYMENT_TOT	I_MEDITS_TC	DCR_RAW_2006		
EXPENDITURE	K_MEDITS_TD	DCR_RAW_2007		
EXPENDITURE_TOT	L_MEDITS_TT	DCR_TURNOVER_2006		
FISHENT	M_ABUNDANCE	DCR_TURNOVER_2007		
FISHENT_TOT	N_BIOMASS			
INCOME	O_ABUNDANCE_BIOMASS			
INCOME_TOT				
LANDINGS_FAO_LEVEL3_4				
LANDINGS_FAO_TOT				
REC_CATCH				
CAPACITY_DCR				
CAPACITY_DCR_TOT				
EFFORT_DCR				
EFFORT_DCR_TOT				
EMPLOYMENT_DCR				
EMPLOYMENT_DCR_TOT				
FINANCIAL_POS_DCR				
FINANCIAL_POS_DCR_TOT				
LANDINGS_DCR				
LANDINGS_DCR_TOT				
REV_COSTS_FUEL_DCR				
REV_COSTS_FUEL_DCR_TOT				

Submitted ■  
 Not Submitted ■  
 Not Applicable ■

Table 3.1.2 Data Compliance Overview for Belgium

Fleet Economic	Mediterranean and Black Sea	Processing Industry	Aquaculture	Fishing Effort Regimes
CAPACITY	A_CATCH	DCF_PROIND_2008	DCF_AQUA_MA_2008	A_CATCH
CAPACITY_TOT	B_LANDINGS	DCF_PROIND_2009	DCF_AQUA_MA_2009	B_EFFORT
CAPVALINVEST	C_DISCARDS	DCF_PROIND_MA_2008	DCF_TURNOVER_SALES_2008	C_SPECIFIC_EFFORT
CAPVALINVEST_TOT	D_EFFORT	DCF_PROIND_MA_2009	DCF_TURNOVER_SALES_2009	D_CAPACITY
EFFORT_FAO_LEVEL3_4	E_ECONOMIC	DCR_PRICE_2006		
EFFORT_FS_SUPRA	F_ECONOMIC_SPECIES	DCR_PRICE_2007		
EFFORT_TOT	G_MEDITS_TA	DCR_PROIND_2006		
EMPLOYMENT	H_MEDITS_TB	DCR_PROIND_2007		
EMPLOYMENT_TOT	I_MEDITS_TC	DCR_RAW_2006		
EXPENDITURE	K_MEDITS_TD	DCR_RAW_2007		
EXPENDITURE_TOT	L_MEDITS_TT	DCR_TURNOVER_2006		
FISHENT	M_ABUNDANCE	DCR_TURNOVER_2007		
FISHENT_TOT	N_BIOMASS			
INCOME	O_ABUNDANCE_BIOMASS			
INCOME_TOT				
LANDINGS_FAO_LEVEL3_4				
LANDINGS_FAO_TOT				
REC_CATCH				
CAPACITY_DCR				
CAPACITY_DCR_TOT				
EFFORT_DCR				
EFFORT_DCR_TOT				
EMPLOYMENT_DCR				
EMPLOYMENT_DCR_TOT				
FINANCIAL_POS_DCR				
FINANCIAL_POS_DCR_TOT				
LANDINGS_DCR				
LANDINGS_DCR_TOT				
REV_COSTS_FUEL_DCR				
REV_COSTS_FUEL_DCR_TOT				

Submitted before the deadline ■  
 Submitted after the deadline ■  
 Not Submitted ■  
 Not Applicable ■

Table 3.1.3 Data Quality Overview for Belgium

Fleet Economic	Mediterranean and Black Sea	Processing Industry	Aquaculture	Fishing Effort Regimes
CAPACITY	A_CATCH	DCF_PROIND_2008	DCF_AQUA_MA_2008	A_CATCH
CAPACITY_TOT	B_LANDINGS	DCF_PROIND_2009	DCF_AQUA_MA_2009	B_EFFORT
CAPVALINVEST	C_DISCARDS	DCF_PROIND_MA_2008	DCF_TURNOVER_SALES_2008	C_SPECIFIC_EFFORT
CAPVALINVEST_TOT	D_EFFORT	DCF_PROIND_MA_2009	DCF_TURNOVER_SALES_2009	D_CAPACITY
EFFORT_FAO_LEVEL3_4	E_ECONOMIC	DCR_PRICE_2006		
EFFORT_FS_SUPRA	F_ECONOMIC_SPECIES	DCR_PRICE_2007		
EFFORT_TOT	G_MEDITS_TA	DCR_PROIND_2006		
EMPLOYMENT	H_MEDITS_TB	DCR_PROIND_2007		
EMPLOYMENT_TOT	I_MEDITS_TC	DCR_RAW_2006		
EXPENDITURE	K_MEDITS_TD	DCR_RAW_2007		
EXPENDITURE_TOT	L_MEDITS_TT	DCR_TURNOVER_2006		
FISHENT	M_ABUNDANCE	DCR_TURNOVER_2007		
FISHENT_TOT	N_BIOMASS			
INCOME	O_ABUNDANCE_BIOMASS			
INCOME_TOT				
LANDINGS_FAO_LEVEL3_4				
LANDINGS_FAO_TOT				
REC_CATCH				
CAPACITY_DCR				
CAPACITY_DCR_TOT				
EFFORT_DCR				
EFFORT_DCR_TOT				
EMPLOYMENT_DCR				
EMPLOYMENT_DCR_TOT				
FINANCIAL_POS_DCR				
FINANCIAL_POS_DCR_TOT				
LANDINGS_DCR				
LANDINGS_DCR_TOT				
REV_COSTS_FUEL_DCR				
REV_COSTS_FUEL_DCR_TOT				

Sufficient quality of data ■

Insufficient quality of data ■

Not Submitted/Inadequate data ■

Not Applicable ■

## 3.2 Bulgaria

Table 3.2.1 Data Submission Overview for Bulgaria

Fleet Economic	Mediterranean and Black Sea	Processing Industry	Aquaculture	Fishing Effort Regimes
CAPACITY	A_CATCH	DCF_PROIND_2008	DCF_AQUA_MA_2008	A_CATCH
CAPACITY_TOT	B_LANDINGS	DCF_PROIND_2009	DCF_AQUA_MA_2009	B_EFFORT
CAPVALINVEST	C_DISCARDS	DCF_PROIND_MA_2008	DCF_TURNOVER_SALES_2008	C_SPECIFIC_EFFORT
CAPVALINVEST_TOT	D_EFFORT	DCF_PROIND_MA_2009	DCF_TURNOVER_SALES_2009	D_CAPACITY
EFFORT_FAO_LEVEL3_4	E_ECONOMIC	DCR_PRICE_2006		
EFFORT_FS_SUPRA	F_ECONOMIC_SPECIES	DCR_PRICE_2007		
EFFORT_TOT	G_MEDITS_TA	DCR_PROIND_2006		
EMPLOYMENT	H_MEDITS_TB	DCR_PROIND_2007		
EMPLOYMENT_TOT	I_MEDITS_TC	DCR_RAW_2006		
EXPENDITURE	K_MEDITS_TD	DCR_RAW_2007		
EXPENDITURE_TOT	L_MEDITS_TT	DCR_TURNOVER_2006		
FISHENT	M_ABUNDANCE	DCR_TURNOVER_2007		
FISHENT_TOT	N_BIOMASS			
INCOME	O_ABUNDANCE_BIOMASS			
INCOME_TOT				
LANDINGS_FAO_LEVEL3_4				
LANDINGS_FAO_TOT				
REC_CATCH				
CAPACITY_DCR				
CAPACITY_DCR_TOT				
EFFORT_DCR				
EFFORT_DCR_TOT				
EMPLOYMENT_DCR				
EMPLOYMENT_DCR_TOT				
FINANCIAL_POS_DCR				
FINANCIAL_POS_DCR_TOT				
LANDINGS_DCR				
LANDINGS_DCR_TOT				
REV_COSTS_FUEL_DCR				
REV_COSTS_FUEL_DCR_TOT				

Submitted ■  
 Not Submitted ■  
 Not Applicable ■

Table 3.2.2 Data Compliance Overview for Bulgaria

Fleet Economic	Mediterranean and Black Sea	Processing Industry	Aquaculture	Fishing Effort Regimes
CAPACITY	A_CATCH	DCF_PROIND_2008	DCF_AQUA_MA_2008	A_CATCH
CAPACITY_TOT	B_LANDINGS	DCF_PROIND_2009	DCF_AQUA_MA_2009	B_EFFORT
CAPVALINVEST	C_DISCARDS	DCF_PROIND_MA_2008	DCF_TURNOVER_SALES_2008	C_SPECIFIC_EFFORT
CAPVALINVEST_TOT	D_EFFORT	DCF_PROIND_MA_2009	DCF_TURNOVER_SALES_2009	D_CAPACITY
EFFORT_FAO_LEVEL3_4	E_ECONOMIC	DCR_PRICE_2006		
EFFORT_FS_SUPRA	F_ECONOMIC_SPECIES	DCR_PRICE_2007		
EFFORT_TOT	G_MEDITS_TA	DCR_PROIND_2006		
EMPLOYMENT	H_MEDITS_TB	DCR_PROIND_2007		
EMPLOYMENT_TOT	I_MEDITS_TC	DCR_RAW_2006		
EXPENDITURE	K_MEDITS_TD	DCR_RAW_2007		
EXPENDITURE_TOT	L_MEDITS_TT	DCR_TURNOVER_2006		
FISHENT	M_ABUNDANCE	DCR_TURNOVER_2007		
FISHENT_TOT	N_BIOMASS			
INCOME	O_ABUNDANCE_BIOMASS			
INCOME_TOT				
LANDINGS_FAO_LEVEL3_4				
LANDINGS_FAO_TOT				
REC_CATCH				
CAPACITY_DCR				
CAPACITY_DCR_TOT				
EFFORT_DCR				
EFFORT_DCR_TOT				
EMPLOYMENT_DCR				
EMPLOYMENT_DCR_TOT				
FINANCIAL_POS_DCR				
FINANCIAL_POS_DCR_TOT				
LANDINGS_DCR				
LANDINGS_DCR_TOT				
REV_COSTS_FUEL_DCR				
REV_COSTS_FUEL_DCR_TOT				

Submitted before the deadline ■  
 Submitted after the deadline ■  
 Not Submitted ■  
 Not Applicable ■

Table 3.2.3 Data Quality Overview for Bulgaria

Fleet Economic	Mediterranean and Black Sea	Processing Industry	Aquaculture	Fishing Effort Regimes
CAPACITY	A_CATCH	DCF_PROIND_2008	DCF_AQUA_MA_2008	A_CATCH
CAPACITY_TOT	B_LANDINGS	DCF_PROIND_2009	DCF_AQUA_MA_2009	B_EFFORT
CAPVALINVEST	C_DISCARDS	DCF_PROIND_MA_2008	DCF_TURNOVER_SALES_2008	C_SPECIFIC_EFFORT
CAPVALINVEST_TOT	D_EFFORT	DCF_PROIND_MA_2009	DCF_TURNOVER_SALES_2009	D_CAPACITY
EFFORT_FAO_LEVEL3_4	E_ECONOMIC	DCR_PRICE_2006		
EFFORT_FS_SUPRA	F_ECONOMIC_SPECIES	DCR_PRICE_2007		
EFFORT_TOT	G_MEDITS_TA	DCR_PROIND_2006		
EMPLOYMENT	H_MEDITS_TB	DCR_PROIND_2007		
EMPLOYMENT_TOT	I_MEDITS_TC	DCR_RAW_2006		
EXPENDITURE	K_MEDITS_TD	DCR_RAW_2007		
EXPENDITURE_TOT	L_MEDITS_TT	DCR_TURNOVER_2006		
FISHENT	M_ABUNDANCE	DCR_TURNOVER_2007		
FISHENT_TOT	N_BIOMASS			
INCOME	O_ABUNDANCE_BIOMASS			
INCOME_TOT				
LANDINGS_FAO_LEVEL3_4				
LANDINGS_FAO_TOT				
REC_CATCH				
CAPACITY_DCR				
CAPACITY_DCR_TOT				
EFFORT_DCR				
EFFORT_DCR_TOT				
EMPLOYMENT_DCR				
EMPLOYMENT_DCR_TOT				
FINANCIAL_POS_DCR				
FINANCIAL_POS_DCR_TOT				
LANDINGS_DCR				
LANDINGS_DCR_TOT				
REV_COSTS_FUEL_DCR				
REV_COSTS_FUEL_DCR_TOT				

Sufficient quality of data ■  
 Insufficient quality of data ■  
 Not Submitted/Inadequate data ■  
 Not Applicable ■



### 3.3 Cyprus

Table 3.3.1 Data Submission Overview for Cyprus

Fleet Economic	Mediterranean and Black Sea	Processing Industry	Aquaculture	Fishing Effort Regimes
CAPACITY	A_CATCH	DCF_PROIND_2008	DCF_AQUA_MA_2008	A_CATCH
CAPACITY_TOT	B_LANDINGS	DCF_PROIND_2009	DCF_AQUA_MA_2009	B_EFFORT
CAPVALINVEST	C_DISCARDS	DCF_PROIND_MA_2008	DCF_TURNOVER_SALES_2008	C_SPECIFIC_EFFORT
CAPVALINVEST_TOT	D_EFFORT	DCF_PROIND_MA_2009	DCF_TURNOVER_SALES_2009	D_CAPACITY
EFFORT_FAO_LEVEL3_4	E_ECONOMIC	DCR_PRICE_2006		
EFFORT_FS_SUPRA	F_ECONOMIC_SPECIES	DCR_PRICE_2007		
EFFORT_TOT	G_MEDITS_TA	DCR_PROIND_2006		
EMPLOYMENT	H_MEDITS_TB	DCR_PROIND_2007		
EMPLOYMENT_TOT	I_MEDITS_TC	DCR_RAW_2006		
EXPENDITURE	K_MEDITS_TD	DCR_RAW_2007		
EXPENDITURE_TOT	L_MEDITS_TT	DCR_TURNOVER_2006		
FISHENT	M_ABUNDANCE	DCR_TURNOVER_2007		
FISHENT_TOT	N_BIOMASS			
INCOME	O_ABUNDANCE_BIOMASS			
INCOME_TOT				
LANDINGS_FAO_LEVEL3_4				
LANDINGS_FAO_TOT				
REC_CATCH				
CAPACITY_DCR				
CAPACITY_DCR_TOT				
EFFORT_DCR				
EFFORT_DCR_TOT				
EMPLOYMENT_DCR				
EMPLOYMENT_DCR_TOT				
FINANCIAL_POS_DCR				
FINANCIAL_POS_DCR_TOT				
LANDINGS_DCR				
LANDINGS_DCR_TOT				
REV_COSTS_FUEL_DCR				
REV_COSTS_FUEL_DCR_TOT				

Submitted ■  
 Not Submitted ■  
 Not Applicable ■

Table 3.3.2 Data Compliance Overview for Cyprus

Fleet Economic	Mediterranean and Black Sea	Processing Industry	Aquaculture	Fishing Effort Regimes
CAPACITY	A_CATCH	DCF_PROIND_2008	DCF_AQUA_MA_2008	A_CATCH
CAPACITY_TOT	B_LANDINGS	DCF_PROIND_2009	DCF_AQUA_MA_2009	B_EFFORT
CAPVALINVEST	C_DISCARDS	DCF_PROIND_MA_2008	DCF_TURNOVER_SALES_2008	C_SPECIFIC_EFFORT
CAPVALINVEST_TOT	D_EFFORT	DCF_PROIND_MA_2009	DCF_TURNOVER_SALES_2009	D_CAPACITY
EFFORT_FAO_LEVEL3_4	E_ECONOMIC	DCR_PRICE_2006		
EFFORT_FS_SUPRA	F_ECONOMIC_SPECIES	DCR_PRICE_2007		
EFFORT_TOT	G_MEDITS_TA	DCR_PROIND_2006		
EMPLOYMENT	H_MEDITS_TB	DCR_PROIND_2007		
EMPLOYMENT_TOT	I_MEDITS_TC	DCR_RAW_2006		
EXPENDITURE	K_MEDITS_TD	DCR_RAW_2007		
EXPENDITURE_TOT	L_MEDITS_TT	DCR_TURNOVER_2006		
FISHENT	M_ABUNDANCE	DCR_TURNOVER_2007		
FISHENT_TOT	N_BIOMASS			
INCOME	O_ABUNDANCE_BIOMASS			
INCOME_TOT				
LANDINGS_FAO_LEVEL3_4				
LANDINGS_FAO_TOT				
REC_CATCH				
CAPACITY_DCR				
CAPACITY_DCR_TOT				
EFFORT_DCR				
EFFORT_DCR_TOT				
EMPLOYMENT_DCR				
EMPLOYMENT_DCR_TOT				
FINANCIAL_POS_DCR				
FINANCIAL_POS_DCR_TOT				
LANDINGS_DCR				
LANDINGS_DCR_TOT				
REV_COSTS_FUEL_DCR				
REV_COSTS_FUEL_DCR_TOT				

Submitted before the deadline ■  
 Submitted after the deadline ■  
 Not Submitted ■  
 Not Applicable ■

Table 3.3.3 Data Quality Overview for Cyprus

Fleet Economic	Mediterranean and Black Sea	Processing Industry	Aquaculture	Fishing Effort Regimes
CAPACITY	A_CATCH	DCF_PROIND_2008	DCF_AQUA_MA_2008	A_CATCH
CAPACITY_TOT	B_LANDINGS	DCF_PROIND_2009	DCF_AQUA_MA_2009	B_EFFORT
CAPVALINVEST	C_DISCARDS	DCF_PROIND_MA_2008	DCF_TURNOVER_SALES_2008	C_SPECIFIC_EFFORT
CAPVALINVEST_TOT	D_EFFORT	DCF_PROIND_MA_2009	DCF_TURNOVER_SALES_2009	D_CAPACITY
EFFORT_FAO_LEVEL3_4	E_ECONOMIC	DCR_PRICE_2006		
EFFORT_FS_SUPRA	F_ECONOMIC_SPECIES	DCR_PRICE_2007		
EFFORT_TOT	G_MEDITS_TA	DCR_PROIND_2006		
EMPLOYMENT	H_MEDITS_TB	DCR_PROIND_2007		
EMPLOYMENT_TOT	I_MEDITS_TC	DCR_RAW_2006		
EXPENDITURE	K_MEDITS_TD	DCR_RAW_2007		
EXPENDITURE_TOT	L_MEDITS_TT	DCR_TURNOVER_2006		
FISHENT	M_ABUNDANCE	DCR_TURNOVER_2007		
FISHENT_TOT	N_BIOMASS			
INCOME	O_ABUNDANCE_BIOMASS			
INCOME_TOT				
LANDINGS_FAO_LEVEL3_4				
LANDINGS_FAO_TOT				
REC_CATCH				
CAPACITY_DCR				
CAPACITY_DCR_TOT				
EFFORT_DCR				
EFFORT_DCR_TOT				
EMPLOYMENT_DCR				
EMPLOYMENT_DCR_TOT				
FINANCIAL_POS_DCR				
FINANCIAL_POS_DCR_TOT				
LANDINGS_DCR				
LANDINGS_DCR_TOT				
REV_COSTS_FUEL_DCR				
REV_COSTS_FUEL_DCR_TOT				

Sufficient quality of data ■

Insufficient quality of data ■

Not Submitted/Inadequate data ■

Not Applicable ■

### 3.4 Denmark

Table 3.4.1 Data Submission Overview for Denmark

Fleet Economic	Mediterranean and Black Sea	Processing Industry	Aquaculture	Fishing Effort Regimes
CAPACITY	A_CATCH	DCF_PROIND_2008	DCF_AQUA_MA_2008	A_CATCH
CAPACITY_TOT	B_LANDINGS	DCF_PROIND_2009	DCF_AQUA_MA_2009	B_EFFORT
CAPVALINVEST	C_DISCARDS	DCF_PROIND_MA_2008	DCF_TURNOVER_SALES_2008	C_SPECIFIC_EFFORT
CAPVALINVEST_TOT	D_EFFORT	DCF_PROIND_MA_2009	DCF_TURNOVER_SALES_2009	D_CAPACITY
EFFORT_FAO_LEVEL3_4	E_ECONOMIC	DCR_PRICE_2006		
EFFORT_FS_SUPRA	F_ECONOMIC_SPECIES	DCR_PRICE_2007		
EFFORT_TOT	G_MEDITS_TA	DCR_PROIND_2006		
EMPLOYMENT	H_MEDITS_TB	DCR_PROIND_2007		
EMPLOYMENT_TOT	I_MEDITS_TC	DCR_RAW_2006		
EXPENDITURE	K_MEDITS_TD	DCR_RAW_2007		
EXPENDITURE_TOT	L_MEDITS_TT	DCR_TURNOVER_2006		
FISHENT	M_ABUNDANCE	DCR_TURNOVER_2007		
FISHENT_TOT	N_BIOMASS			
INCOME	O_ABUNDANCE_BIOMASS			
INCOME_TOT				
LANDINGS_FAO_LEVEL3_4				
LANDINGS_FAO_TOT				
REC_CATCH				
CAPACITY_DCR				
CAPACITY_DCR_TOT				
EFFORT_DCR				
EFFORT_DCR_TOT				
EMPLOYMENT_DCR				
EMPLOYMENT_DCR_TOT				
FINANCIAL_POS_DCR				
FINANCIAL_POS_DCR_TOT				
LANDINGS_DCR				
LANDINGS_DCR_TOT				
REV_COSTS_FUEL_DCR				
REV_COSTS_FUEL_DCR_TOT				




Submitted   
 Not Submitted   
 Not Applicable 

Table 3.4.2 Data Compliance Overview for Denmark

Fleet Economic	Mediterranean and Black Sea	Processing Industry	Aquaculture	Fishing Effort Regimes
CAPACITY	A_CATCH	DCF_PROIND_2008	DCF_AQUA_MA_2008	A_CATCH
CAPACITY_TOT	B_LANDINGS	DCF_PROIND_2009	DCF_AQUA_MA_2009	B_EFFORT
CAPVALINVEST	C_DISCARDS	DCF_PROIND_MA_2008	DCF_TURNOVER_SALES_2008	C_SPECIFIC_EFFORT
CAPVALINVEST_TOT	D_EFFORT	DCF_PROIND_MA_2009	DCF_TURNOVER_SALES_2009	D_CAPACITY
EFFORT_FAO_LEVEL3_4	E_ECONOMIC	DCR_PRICE_2006		
EFFORT_FS_SUPRA	F_ECONOMIC_SPECIES	DCR_PRICE_2007		
EFFORT_TOT	G_MEDITS_TA	DCR_PROIND_2006		
EMPLOYMENT	H_MEDITS_TB	DCR_PROIND_2007		
EMPLOYMENT_TOT	I_MEDITS_TC	DCR_RAW_2006		
EXPENDITURE	K_MEDITS_TD	DCR_RAW_2007		
EXPENDITURE_TOT	L_MEDITS_TT	DCR_TURNOVER_2006		
FISHENT	M_ABUNDANCE	DCR_TURNOVER_2007		
FISHENT_TOT	N_BIOMASS			
INCOME	O_ABUNDANCE_BIOMASS			
INCOME_TOT				
LANDINGS_FAO_LEVEL3_4				
LANDINGS_FAO_TOT				
REC_CATCH				
CAPACITY_DCR				
CAPACITY_DCR_TOT				
EFFORT_DCR				
EFFORT_DCR_TOT				
EMPLOYMENT_DCR				
EMPLOYMENT_DCR_TOT				
FINANCIAL_POS_DCR				
FINANCIAL_POS_DCR_TOT				
LANDINGS_DCR				
LANDINGS_DCR_TOT				
REV_COSTS_FUEL_DCR				
REV_COSTS_FUEL_DCR_TOT				

Submitted before the deadline ■  
 Submitted after the deadline ■  
 Not Submitted ■  
 Not Applicable ■

Table 3.4.3 Data Quality Overview for Denmark

Fleet Economic	Mediterranean and Black Sea	Processing Industry	Aquaculture	Fishing Effort Regimes
CAPACITY	A_CATCH	DCF_PROIND_2008	DCF_AQUA_MA_2008	A_CATCH
CAPACITY_TOT	B_LANDINGS	DCF_PROIND_2009	DCF_AQUA_MA_2009	B_EFFORT
CAPVALINVEST	C_DISCARDS	DCF_PROIND_MA_2008	DCF_TURNOVER_SALES_2008	C_SPECIFIC_EFFORT
CAPVALINVEST_TOT	D_EFFORT	DCF_PROIND_MA_2009	DCF_TURNOVER_SALES_2009	D_CAPACITY
EFFORT_FAO_LEVEL3_4	E_ECONOMIC	DCR_PRICE_2006		
EFFORT_FS_SUPRA	F_ECONOMIC_SPECIES	DCR_PRICE_2007		
EFFORT_TOT	G_MEDITS_TA	DCR_PROIND_2006		
EMPLOYMENT	H_MEDITS_TB	DCR_PROIND_2007		
EMPLOYMENT_TOT	I_MEDITS_TC	DCR_RAW_2006		
EXPENDITURE	K_MEDITS_TD	DCR_RAW_2007		
EXPENDITURE_TOT	L_MEDITS_TT	DCR_TURNOVER_2006		
FISHENT	M_ABUNDANCE	DCR_TURNOVER_2007		
FISHENT_TOT	N_BIOMASS			
INCOME	O_ABUNDANCE_BIOMASS			
INCOME_TOT				
LANDINGS_FAO_LEVEL3_4				
LANDINGS_FAO_TOT				
REC_CATCH				
CAPACITY_DCR				
CAPACITY_DCR_TOT				
EFFORT_DCR				
EFFORT_DCR_TOT				
EMPLOYMENT_DCR				
EMPLOYMENT_DCR_TOT				
FINANCIAL_POS_DCR				
FINANCIAL_POS_DCR_TOT				
LANDINGS_DCR				
LANDINGS_DCR_TOT				
REV_COSTS_FUEL_DCR				
REV_COSTS_FUEL_DCR_TOT				

Sufficient quality of data ■  
 Insufficient quality of data ■  
 Not Submitted/Inadequate data ■  
 Not Applicable ■

### 3.5 Estonia

Table 3.5.1 Data Submission Overview for Estonia

Fleet Economic	Mediterranean and Black Sea	Processing Industry	Aquaculture	Fishing Effort Regimes
CAPACITY	A_CATCH	DCF_PROIND_2008	DCF_AQUA_MA_2008	A_CATCH
CAPACITY_TOT	B_LANDINGS	DCF_PROIND_2009	DCF_AQUA_MA_2009	B_EFFORT
CAPVALINVEST	C_DISCARDS	DCF_PROIND_MA_2008	DCF_TURNOVER_SALES_2008	C_SPECIFIC_EFFORT
CAPVALINVEST_TOT	D_EFFORT	DCF_PROIND_MA_2009	DCF_TURNOVER_SALES_2009	D_CAPACITY
EFFORT_FAO_LEVEL3_4	E_ECONOMIC	DCR_PRICE_2006		
EFFORT_FS_SUPRA	F_ECONOMIC_SPECIES	DCR_PRICE_2007		
EFFORT_TOT	G_MEDITS_TA	DCR_PROIND_2006		
EMPLOYMENT	H_MEDITS_TB	DCR_PROIND_2007		
EMPLOYMENT_TOT	I_MEDITS_TC	DCR_RAW_2006		
EXPENDITURE	K_MEDITS_TD	DCR_RAW_2007		
EXPENDITURE_TOT	L_MEDITS_TT	DCR_TURNOVER_2006		
FISHENT	M_ABUNDANCE	DCR_TURNOVER_2007		
FISHENT_TOT	N_BIOMASS			
INCOME	O_ABUNDANCE_BIOMASS			
INCOME_TOT				
LANDINGS_FAO_LEVEL3_4				
LANDINGS_FAO_TOT				
REC_CATCH				
CAPACITY_DCR				
CAPACITY_DCR_TOT				
EFFORT_DCR				
EFFORT_DCR_TOT				
EMPLOYMENT_DCR				
EMPLOYMENT_DCR_TOT				
FINANCIAL_POS_DCR				
FINANCIAL_POS_DCR_TOT				
LANDINGS_DCR				
LANDINGS_DCR_TOT				
REV_COSTS_FUEL_DCR				
REV_COSTS_FUEL_DCR_TOT				

Submitted ■  
 Not Submitted ■  
 Not Applicable ■

Table 3.5.2 Data Compliance Overview for Estonia

Fleet Economic	Mediterranean and Black Sea	Processing Industry	Aquaculture	Fishing Effort Regimes
CAPACITY	A_CATCH	DCF_PROIND_2008	DCF_AQUA_MA_2008	A_CATCH
CAPACITY_TOT	B_LANDINGS	DCF_PROIND_2009	DCF_AQUA_MA_2009	B_EFFORT
CAPVALINVEST	C_DISCARDS	DCF_PROIND_MA_2008	DCF_TURNOVER_SALES_2008	C_SPECIFIC_EFFORT
CAPVALINVEST_TOT	D_EFFORT	DCF_PROIND_MA_2009	DCF_TURNOVER_SALES_2009	D_CAPACITY
EFFORT_FAO_LEVEL3_4	E_ECONOMIC	DCR_PRICE_2006		
EFFORT_FS_SUPRA	F_ECONOMIC_SPECIES	DCR_PRICE_2007		
EFFORT_TOT	G_MEDITS_TA	DCR_PROIND_2006		
EMPLOYMENT	H_MEDITS_TB	DCR_PROIND_2007		
EMPLOYMENT_TOT	I_MEDITS_TC	DCR_RAW_2006		
EXPENDITURE	K_MEDITS_TD	DCR_RAW_2007		
EXPENDITURE_TOT	L_MEDITS_TT	DCR_TURNOVER_2006		
FISHENT	M_ABUNDANCE	DCR_TURNOVER_2007		
FISHENT_TOT	N_BIOMASS			
INCOME	O_ABUNDANCE_BIOMASS			
INCOME_TOT				
LANDINGS_FAO_LEVEL3_4				
LANDINGS_FAO_TOT				
REC_CATCH				
CAPACITY_DCR				
CAPACITY_DCR_TOT				
EFFORT_DCR				
EFFORT_DCR_TOT				
EMPLOYMENT_DCR				
EMPLOYMENT_DCR_TOT				
FINANCIAL_POS_DCR				
FINANCIAL_POS_DCR_TOT				
LANDINGS_DCR				
LANDINGS_DCR_TOT				
REV_COSTS_FUEL_DCR				

Submitted before the deadline ■  
 Submitted after the deadline ■  
 Not Submitted ■  
 Not Applicable ■



Table 3.5.3 Data Quality Overview for Estonia

Fleet Economic	Mediterranean and Black Sea	Processing Industry	Aquaculture	Fishing Effort Regimes
CAPACITY	A_CATCH	DCF_PROIND_2008	DCF_AQUA_MA_2008	A_CATCH
CAPACITY_TOT	B_LANDINGS	DCF_PROIND_2009	DCF_AQUA_MA_2009	B Effort
CAPVALINVEST	C_DISCARDS	DCF_PROIND_MA_2008	DCF_TURNOVER_SALES_2008	C_SPECIFIC Effort
CAPVALINVEST_TOT	D Effort	DCF_PROIND_MA_2009	DCF_TURNOVER_SALES_2009	D_CAPACITY
EFFORT_FAO_LEVEL3_4	E ECONOMIC	DCR_PRICE_2006		
EFFORT_FS_SUPRA	F ECONOMIC SPECIES	DCR_PRICE_2007		
EFFORT_TOT	G_MEDITS_TA	DCR_PROIND_2006		
EMPLOYMENT	H_MEDITS_TB	DCR_PROIND_2007		
EMPLOYMENT_TOT	I_MEDITS_TC	DCR_RAW_2006		
EXPENDITURE	K_MEDITS_TD	DCR_RAW_2007		
EXPENDITURE_TOT	L_MEDITS_TT	DCR_TURNOVER_2006		
FISHENT	M_ABUNDANCE	DCR_TURNOVER_2007		
FISHENT_TOT	N_BIOMASS			
INCOME	O_ABUNDANCE BIOMASS			
INCOME_TOT				
LANDINGS_FAO_LEVEL3_4				
LANDINGS_FAO_TOT				
REC_CATCH				
CAPACITY_DCR				
CAPACITY_DCR_TOT				
EFFORT_DCR				
EFFORT_DCR_TOT				
EMPLOYMENT_DCR				
EMPLOYMENT_DCR_TOT				
FINANCIAL_POS_DCR				
FINANCIAL_POS_DCR_TOT				
LANDINGS_DCR				
LANDINGS_DCR_TOT				
REV_COSTS_FUEL_DCR				
REV_COSTS_FUEL_DCR_TOT				

Sufficient quality of data ■  
 Insufficient quality of data ■  
 Not Submitted/Inadequate data ■  
 Not Applicable ■

### 3.6 Finland

Table 3.6.1 Data Submission Overview for Finland

Fleet Economic	Mediterranean and Black Sea	Processing Industry	Aquaculture	Fishing Effort Regimes
CAPACITY	A_CATCH	DCF_PROIND_2008	DCF_AQUA_MA_2008	A_CATCH
CAPACITY_TOT	B_LANDINGS	DCF_PROIND_2009	DCF_AQUA_MA_2009	B_EFFORT
CAPVALINVEST	C_DISCARDS	DCF_PROIND_MA_2008	DCF_TURNOVER_SALES_2008	C_SPECIFIC_EFFORT
CAPVALINVEST_TOT	D_EFFORT	DCF_PROIND_MA_2009	DCF_TURNOVER_SALES_2009	D_CAPACITY
EFFORT_FAO_LEVEL3_4	E_ECONOMIC	DCR_PRICE_2006		
EFFORT_FS_SUPRA	F_ECONOMIC_SPECIES	DCR_PRICE_2007		
EFFORT_TOT	G_MEDITS_TA	DCR_PROIND_2006		
EMPLOYMENT	H_MEDITS_TB	DCR_PROIND_2007		
EMPLOYMENT_TOT	I_MEDITS_TC	DCR_RAW_2006		
EXPENDITURE	K_MEDITS_TD	DCR_RAW_2007		
EXPENDITURE_TOT	L_MEDITS_TT	DCR_TURNOVER_2006		
FISHENT	M_ABUNDANCE	DCR_TURNOVER_2007		
FISHENT_TOT	N_BIOMASS			
INCOME	O_ABUNDANCE_BIOMASS			
INCOME_TOT				
LANDINGS_FAO_LEVEL3_4				
LANDINGS_FAO_TOT				
REC_CATCH				
CAPACITY_DCR				
CAPACITY_DCR_TOT				
EFFORT_DCR				
EFFORT_DCR_TOT				
EMPLOYMENT_DCR				
EMPLOYMENT_DCR_TOT				
FINANCIAL_POS_DCR				
FINANCIAL_POS_DCR_TOT				
LANDINGS_DCR				
LANDINGS_DCR_TOT				
REV_COSTS_FUEL_DCR				
REV_COSTS_FUEL_DCR_TOT				

Submitted ■  
 Not Submitted ■  
 Not Applicable ■


Table 3.6.2 Data Compliance Overview for Finland


Fleet Economic	Mediterranean and Black Sea	Processing Industry	Aquaculture	Fishing Effort Regimes
CAPACITY	A_CATCH	DCF_PROIND_2008	DCF_AQUA_MA_2008	A_CATCH
CAPACITY_TOT	B_LANDINGS	DCF_PROIND_2009	DCF_AQUA_MA_2009	B_EFFORT
CAPVALINVEST	C_DISCARDS	DCF_PROIND_MA_2008	DCF_TURNOVER_SALES_2008	C_SPECIFIC_EFFORT
CAPVALINVEST_TOT	D_EFFORT	DCF_PROIND_MA_2009	DCF_TURNOVER_SALES_2009	D_CAPACITY
EFFORT_FAO_LEVEL3_4	E_ECONOMIC	DCR_PRICE_2006		
EFFORT_FS_SUPRA	F_ECONOMIC_SPECIES	DCR_PRICE_2007		
EFFORT_TOT	G_MEDITS_TA	DCR_PROIND_2006		
EMPLOYMENT	H_MEDITS_TB	DCR_PROIND_2007		
EMPLOYMENT_TOT	I_MEDITS_TC	DCR_RAW_2006		
EXPENDITURE	K_MEDITS_TD	DCR_RAW_2007		
EXPENDITURE_TOT	L_MEDITS_TT	DCR_TURNOVER_2006		
FISHENT	M_ABUNDANCE	DCR_TURNOVER_2007		
FISHENT_TOT	N_BIOMASS			
INCOME	O_ABUNDANCE_BIOMASS			
INCOME_TOT				
LANDINGS_FAO_LEVEL3_4				
LANDINGS_FAO_TOT				
REC_CATCH				
CAPACITY_DCR				
CAPACITY_DCR_TOT				
EFFORT_DCR				
EFFORT_DCR_TOT				
EMPLOYMENT_DCR				
EMPLOYMENT_DCR_TOT				
FINANCIAL_POS_DCR				
FINANCIAL_POS_DCR_TOT				
LANDINGS_DCR				
LANDINGS_DCR_TOT				
REV_COSTS_FUEL_DCR				
REV_COSTS_FUEL_DCR_TOT				

Submitted before the deadline ■  
 Submitted after the deadline ■  
 Not Submitted ■  
 Not Applicable ■

Table 3.6.3 Data Quality Overview for Finland

Fleet Economic	Mediterranean and Black Sea	Processing Industry	Aquaculture	Fishing Effort Regimes
CAPACITY	A_CATCH	DCF_PROIND_2008	DCF_AQUA_MA_2008	A_CATCH
CAPACITY_TOT	B_LANDINGS	DCF_PROIND_2009	DCF_AQUA_MA_2009	B_EFFORT
CAPVALINVEST	C_DISCARDS	DCF_PROIND_MA_2008	DCF_TURNOVER_SALES_2008	C_SPECIFIC_EFFORT
CAPVALINVEST_TOT	D_EFFORT	DCF_PROIND_MA_2009	DCF_TURNOVER_SALES_2009	D_CAPACITY
EFFORT_FAO_LEVEL3_4	E_ECONOMIC	DCR_PRICE_2006		
EFFORT_FS_SUPRA	F_ECONOMIC_SPECIES	DCR_PRICE_2007		
EFFORT_TOT	G_MEDITS_TA	DCR_PROIND_2006		
EMPLOYMENT	H_MEDITS_TB	DCR_PROIND_2007		
EMPLOYMENT_TOT	I_MEDITS_TC	DCR_RAW_2006		
EXPENDITURE	K_MEDITS_TD	DCR_RAW_2007		
EXPENDITURE_TOT	L_MEDITS_TT	DCR_TURNOVER_2006		
FISHENT	M_ABUNDANCE	DCR_TURNOVER_2007		
FISHENT_TOT	N_BIOMASS			
INCOME	O_ABUNDANCE_BIOMASS			
INCOME_TOT				
LANDINGS_FAO_LEVEL3_4				
LANDINGS_FAO_TOT				
REC_CATCH				
CAPACITY_DCR				
CAPACITY_DCR_TOT				
EFFORT_DCR				
EFFORT_DCR_TOT				
EMPLOYMENT_DCR				
EMPLOYMENT_DCR_TOT				
FINANCIAL_POS_DCR				
FINANCIAL_POS_DCR_TOT				
LANDINGS_DCR				
LANDINGS_DCR_TOT				
REV_COSTS_FUEL_DCR				
REV_COSTS_FUEL_DCR_TOT				

Sufficient quality of data 

Insufficient quality of data 

Not Submitted/Inadequate data 

Not Applicable 

### 3.7 France

Table 3.7.1 Data Submission Overview for France

Fleet Economic	Mediterranean and Black Sea	Processing Industry	Aquaculture	Fishing Effort Regimes
CAPACITY	A_CATCH	DCF_PROIND_2008	DCF_AQUA_MA_2008	A_CATCH
CAPACITY_TOT	B_LANDINGS	DCF_PROIND_2009	DCF_AQUA_MA_2009	B_EFFORT
CAPVALINVEST	C_DISCARDS	DCF_PROIND_MA_2008	DCF_TURNOVER_SALES_2008	C_SPECIFIC_EFFORT
CAPVALINVEST_TOT	D_EFFORT	DCF_PROIND_MA_2009	DCF_TURNOVER_SALES_2009	D_CAPACITY
EFFORT_FAO_LEVEL3_4	E_ECONOMIC	DCR_PRICE_2006		
EFFORT_FS_SUPRA	F_ECONOMIC_SPECIES	DCR_PRICE_2007		
EFFORT_TOT	G_MEDITS_TA	DCR_PROIND_2006		
EMPLOYMENT	H_MEDITS_TB	DCR_PROIND_2007		
EMPLOYMENT_TOT	I_MEDITS_TC	DCR_RAW_2006		
EXPENDITURE	K_MEDITS_TD	DCR_RAW_2007		
EXPENDITURE_TOT	L_MEDITS_TT	DCR_TURNOVER_2006		
FISHENT	M_ABUNDANCE	DCR_TURNOVER_2007		
FISHENT_TOT	N_BIOMASS			
INCOME	O_ABUNDANCE_BIOMASS			
INCOME_TOT				
LANDINGS_FAO_LEVEL3_4				
LANDINGS_FAO_TOT				
REC_CATCH				
CAPACITY_DCR				
CAPACITY_DCR_TOT				
EFFORT_DCR				
EFFORT_DCR_TOT				
EMPLOYMENT_DCR				
EMPLOYMENT_DCR_TOT				
FINANCIAL_POS_DCR				
FINANCIAL_POS_DCR_TOT				
LANDINGS_DCR				
LANDINGS_DCR_TOT				
REV_COSTS_FUEL_DCR				
REV_COSTS_FUEL_DCR_TOT				

Submitted ■  
 Not Submitted ■  
 Not Applicable ■

Table 3.7.2 Data Compliance Overview for France

Fleet Economic	Mediterranean and Black Sea	Processing Industry	Aquaculture	Fishing Effort Regimes
CAPACITY	A_CATCH	DCF_PROIND_2008	DCF_AQUA_MA_2008	A_CATCH
CAPACITY_TOT	B_LANDINGS	DCF_PROIND_2009	DCF_AQUA_MA_2009	B_EFFORT
CAPVALINVEST	C_DISCARDS	DCF_PROIND_MA_2008	DCF_TURNOVER_SALES_2008	C_SPECIFIC_EFFORT
CAPVALINVEST_TOT	D_EFFORT	DCF_PROIND_MA_2009	DCF_TURNOVER_SALES_2009	D_CAPACITY
EFFORT_FAO_LEVEL3_4	E_ECONOMIC	DCR_PRICE_2006		
EFFORT_FS_SUPRA	F_ECONOMIC_SPECIES	DCR_PRICE_2007		
EFFORT_TOT	G_MEDITS_TA	DCR_PROIND_2006		
EMPLOYMENT	H_MEDITS_TB	DCR_PROIND_2007		
EMPLOYMENT_TOT	I_MEDITS_TC	DCR_RAW_2006		
EXPENDITURE	K_MEDITS_TD	DCR_RAW_2007		
EXPENDITURE_TOT	L_MEDITS_TT	DCR_TURNOVER_2006		
FISHENT	M_ABUNDANCE	DCR_TURNOVER_2007		
FISHENT_TOT	N_BIOMASS			
INCOME	O_ABUNDANCE_BIOMASS			
INCOME_TOT				
LANDINGS_FAO_LEVEL3_4				
LANDINGS_FAO_TOT				
REC_CATCH				
CAPACITY_DCR				
CAPACITY_DCR_TOT				
EFFORT_DCR				
EFFORT_DCR_TOT				
EMPLOYMENT_DCR				
EMPLOYMENT_DCR_TOT				
FINANCIAL_POS_DCR				
FINANCIAL_POS_DCR_TOT				
LANDINGS_DCR				
LANDINGS_DCR_TOT				
REV_COSTS_FUEL_DCR				
REV_COSTS_FUEL_DCR_TOT				

Submitted before the deadline ■  
 Submitted after the deadline ■  
 Not Submitted ■  
 Not Applicable ■

Table 3.7.3 Data Quality Overview for France

Fleet Economic	Mediterranean and Black Sea	Processing Industry	Aquaculture	Fishing Effort Regimes
CAPACITY	A_CATCH	DCF_PROIND_2008	DCF_AQUA_MA_2008	A_CATCH
CAPACITY_TOT	B_LANDINGS	DCF_PROIND_2009	DCF_AQUA_MA_2009	B_EFFORT
CAPVALINVEST	C_DISCARDS	DCF_PROIND_MA_2008	DCF_TURNOVER_SALES_2008	C_SPECIFIC_EFFORT
CAPVALINVEST_TOT	D_EFFORT	DCF_PROIND_MA_2009	DCF_TURNOVER_SALES_2009	D_CAPACITY
EFFORT_FAO_LEVEL3_4	E_ECONOMIC	DCR_PRICE_2006		
EFFORT_FS_SUPRA	F_ECONOMIC_SPECIES	DCR_PRICE_2007		
EFFORT_TOT	G_MEDITS_TA	DCR_PROIND_2006		
EMPLOYMENT	H_MEDITS_TB	DCR_PROIND_2007		
EMPLOYMENT_TOT	I_MEDITS_TC	DCR_RAW_2006		
EXPENDITURE	K_MEDITS_TD	DCR_RAW_2007		
EXPENDITURE_TOT	L_MEDITS_TT	DCR_TURNOVER_2006		
FISHENT	M_ABUNDANCE	DCR_TURNOVER_2007		
FISHENT_TOT	N_BIOMASS			
INCOME	O_ABUNDANCE_BIOMASS			
INCOME_TOT				
LANDINGS_FAO_LEVEL3_4				
LANDINGS_FAO_TOT				
REC_CATCH				
CAPACITY_DCR				
CAPACITY_DCR_TOT				
EFFORT_DCR				
EFFORT_DCR_TOT				
EMPLOYMENT_DCR				
EMPLOYMENT_DCR_TOT				
FINANCIAL_POS_DCR				
FINANCIAL_POS_DCR_TOT				
LANDINGS_DCR				
LANDINGS_DCR_TOT				
REV_COSTS_FUEL_DCR				
REV_COSTS_FUEL_DCR_TOT				

Sufficient quality of data ■  
 Insufficient quality of data ■  
 Not Submitted/Inadequate data ■  
 Not Applicable ■

### 3.8 Germany

Table 3.8.1 Data Submission Overview for Germany

Fleet Economic	Mediterranean and Black Sea	Processing Industry	Aquaculture	Fishing Effort Regimes
CAPACITY	A_CATCH	DCF_PROIND_2008	DCF_AQUA_MA_2008	A_CATCH
CAPACITY_TOT	B_LANDINGS	DCF_PROIND_2009	DCF_AQUA_MA_2009	B_EFFORT
CAPVALINVEST	C_DISCARDS	DCF_PROIND_MA_2008	DCF_TURNOVER_SALES_2008	C_SPECIFIC_EFFORT
CAPVALINVEST_TOT	D_EFFORT	DCF_PROIND_MA_2009	DCF_TURNOVER_SALES_2009	D_CAPACITY
EFFORT_FAO_LEVEL3_4	E_ECONOMIC	DCR_PRICE_2006		
EFFORT_FS_SUPRA	F_ECONOMIC_SPECIES	DCR_PRICE_2007		
EFFORT_TOT	G_MEDITS_TA	DCR_PROIND_2006		
EMPLOYMENT	H_MEDITS_TB	DCR_PROIND_2007		
EMPLOYMENT_TOT	I_MEDITS_TC	DCR_RAW_2006		
EXPENDITURE	K_MEDITS_TD	DCR_RAW_2007		
EXPENDITURE_TOT	L_MEDITS_TT	DCR_TURNOVER_2006		
FISHENT	M_ABUNDANCE	DCR_TURNOVER_2007		
FISHENT_TOT	N_BIOMASS			
INCOME	O_ABUNDANCE_BIOMASS			
INCOME_TOT				
LANDINGS_FAO_LEVEL3_4				
LANDINGS_FAO_TOT				
REC_CATCH				
CAPACITY_DCR				
CAPACITY_DCR_TOT				
EFFORT_DCR				
EFFORT_DCR_TOT				
EMPLOYMENT_DCR				
EMPLOYMENT_DCR_TOT				
FINANCIAL_POS_DCR				
FINANCIAL_POS_DCR_TOT				
LANDINGS_DCR				
LANDINGS_DCR_TOT				
REV_COSTS_FUEL_DCR				
REV_COSTS_FUEL_DCR_TOT				




Submitted   
 Not Submitted   
 Not Applicable 



Table 3.8.2 Data Compliance Overview for Germany

Fleet Economic	Mediterranean and Black Sea	Processing Industry	Aquaculture	Fishing Effort Regimes
CAPACITY	A_CATCH	DCF_PROIND_2008	DCF_AQUA_MA_2008	A_CATCH
CAPACITY_TOT	B_LANDINGS	DCF_PROIND_2009	DCF_AQUA_MA_2009	B_EFFORT
CAPVALINVEST	C_DISCARDS	DCF_PROIND_MA_2008	DCF_TURNOVER_SALES_2008	C_SPECIFIC_EFFORT
CAPVALINVEST_TOT	D_EFFORT	DCF_PROIND_MA_2009	DCF_TURNOVER_SALES_2009	D_CAPACITY
EFFORT_FAO_LEVEL3_4	E_ECONOMIC	DCR_PRICE_2006		
EFFORT_FS_SUPRA	F_ECONOMIC_SPECIES	DCR_PRICE_2007		
EFFORT_TOT	G_MEDITS_TA	DCR_PROIND_2006		
EMPLOYMENT	H_MEDITS_TB	DCR_PROIND_2007		
EMPLOYMENT_TOT	I_MEDITS_TC	DCR_RAW_2006		
EXPENDITURE	K_MEDITS_TD	DCR_RAW_2007		
EXPENDITURE_TOT	L_MEDITS_TT	DCR_TURNOVER_2006		
FISHENT	M_ABUNDANCE	DCR_TURNOVER_2007		
FISHENT_TOT	N_BIOMASS			
INCOME	O_ABUNDANCE_BIOMASS			
INCOME_TOT				
LANDINGS_FAO_LEVEL3_4				
LANDINGS_FAO_TOT				
REC_CATCH				
CAPACITY_DCR				
CAPACITY_DCR_TOT				
EFFORT_DCR				
EFFORT_DCR_TOT				
EMPLOYMENT_DCR				
EMPLOYMENT_DCR_TOT				
FINANCIAL_POS_DCR				
FINANCIAL_POS_DCR_TOT				
LANDINGS_DCR				
LANDINGS_DCR_TOT				
REV_COSTS_FUEL_DCR				
REV_COSTS_FUEL_DCR_TOT				

Submitted before the deadline ■  
 Submitted after the deadline ■  
 Not Submitted ■  
 Not Applicable ■

Table 3.8.3 Data Quality Overview for Germany

Fleet Economic	Mediterranean and Black Sea	Processing Industry	Aquaculture	Fishing Effort Regimes
CAPACITY	A_CATCH	DCF_PROIND_2008	DCF_AQUA_MA_2008	A_CATCH
CAPACITY_TOT	B_LANDINGS	DCF_PROIND_2009	DCF_AQUA_MA_2009	B_EFFORT
CAPVALINVEST	C_DISCARDS	DCF_PROIND_MA_2008	DCF_TURNOVER_SALES_2008	C_SPECIFIC_EFFORT
CAPVALINVEST_TOT	D_EFFORT	DCF_PROIND_MA_2009	DCF_TURNOVER_SALES_2009	D_CAPACITY
EFFORT_FAO_LEVEL3_4	E_ECONOMIC	DCR_PRICE_2006		
EFFORT_FS_SUPRA	F_ECONOMIC_SPECIES	DCR_PRICE_2007		
EFFORT_TOT	G_MEDITS_TA	DCR_PROIND_2006		
EMPLOYMENT	H_MEDITS_TB	DCR_PROIND_2007		
EMPLOYMENT_TOT	I_MEDITS_TC	DCR_RAW_2006		
EXPENDITURE	K_MEDITS_TD	DCR_RAW_2007		
EXPENDITURE_TOT	L_MEDITS_TT	DCR_TURNOVER_2006		
FISHENT	M_ABUNDANCE	DCR_TURNOVER_2007		
FISHENT_TOT	N_BIOMASS			
INCOME	O_ABUNDANCE_BIOMASS			
INCOME_TOT				
LANDINGS_FAO_LEVEL3_4				
LANDINGS_FAO_TOT				
REC_CATCH				
CAPACITY_DCR				
CAPACITY_DCR_TOT				
EFFORT_DCR				
EFFORT_DCR_TOT				
EMPLOYMENT_DCR				
EMPLOYMENT_DCR_TOT				
FINANCIAL_POS_DCR				
FINANCIAL_POS_DCR_TOT				
LANDINGS_DCR				
LANDINGS_DCR_TOT				
REV_COSTS_FUEL_DCR				
REV_COSTS_FUEL_DCR_TOT				

Sufficient quality of data ■

Insufficient quality of data ■

Not Submitted/Inadequate data ■

Not Applicable ■

### 3.9 Great Britain

Table 3.9.1 Data Submission Overview for Great Britain

Fleet Economic	Mediterranean and Black Sea	Processing Industry	Aquaculture	Fishing Effort Regimes
CAPACITY	A_CATCH	DCF_PROIND_2008	DCF_AQUA_MA_2008	A_CATCH
CAPACITY_TOT	B_LANDINGS	DCF_PROIND_2009	DCF_AQUA_MA_2009	B_EFFORT
CAPVALINVEST	C_DISCARDS	DCF_PROIND_MA_2008	DCF_TURNOVER_SALES_2008	C_SPECIFIC_EFFORT
CAPVALINVEST_TOT	D_EFFORT	DCF_PROIND_MA_2009	DCF_TURNOVER_SALES_2009	D_CAPACITY
EFFORT_FAO_LEVEL3_4	E_ECONOMIC	DCR_PRICE_2006		
EFFORT_FS_SUPRA	F_ECONOMIC_SPECIES	DCR_PRICE_2007		
EFFORT_TOT	G_MEDITS_TA	DCR_PROIND_2006		
EMPLOYMENT	H_MEDITS_TB	DCR_PROIND_2007		
EMPLOYMENT_TOT	I_MEDITS_TC	DCR_RAW_2006		
EXPENDITURE	K_MEDITS_TD	DCR_RAW_2007		
EXPENDITURE_TOT	L_MEDITS_TT	DCR_TURNOVER_2006		
FISHENT	M_ABUNDANCE	DCR_TURNOVER_2007		
FISHENT_TOT	N_BIOMASS			
INCOME	O_ABUNDANCE_BIOMASS			
INCOME_TOT				
LANDINGS_FAO_LEVEL3_4				
LANDINGS_FAO_TOT				
REC_CATCH				
CAPACITY_DCR				
CAPACITY_DCR_TOT				
EFFORT_DCR				
EFFORT_DCR_TOT				
EMPLOYMENT_DCR				
EMPLOYMENT_DCR_TOT				
FINANCIAL_POS_DCR				
FINANCIAL_POS_DCR_TOT				
LANDINGS_DCR				
LANDINGS_DCR_TOT				
REV_COSTS_FUEL_DCR				
REV_COSTS_FUEL_DCR_TOT				

Submitted ■  
 Not Submitted ■  
 Not Applicable ■

Table 3.9.2 Data Compliance Overview for Great Britain

Fleet Economic	Mediterranean and Black Sea	Processing Industry	Aquaculture	Fishing Effort Regimes
CAPACITY	A_CATCH	DCF_PROIND_2008	DCF_AQUA_MA_2008	A_CATCH
CAPACITY_TOT	B_LANDINGS	DCF_PROIND_2009	DCF_AQUA_MA_2009	B_EFFORT
CAPVALINVEST	C_DISCARDS	DCF_PROIND_MA_2008	DCF_TURNOVER_SALES_2008	C_SPECIFIC_EFFORT
CAPVALINVEST_TOT	D_EFFORT	DCF_PROIND_MA_2009	DCF_TURNOVER_SALES_2009	D_CAPACITY
EFFORT_FAO_LEVEL3_4	E_ECONOMIC	DCR_PRICE_2006		
EFFORT_FS_SUPRA	F_ECONOMIC_SPECIES	DCR_PRICE_2007		
EFFORT_TOT	G_MEDITS_TA	DCR_PROIND_2006		
EMPLOYMENT	H_MEDITS_TB	DCR_PROIND_2007		
EMPLOYMENT_TOT	I_MEDITS_TC	DCR_RAW_2006		
EXPENDITURE	K_MEDITS_TD	DCR_RAW_2007		
EXPENDITURE_TOT	L_MEDITS_TT	DCR_TURNOVER_2006		
FISHENT	M_ABUNDANCE	DCR_TURNOVER_2007		
FISHENT_TOT	N_BIOMASS			
INCOME	O_ABUNDANCE_BIOMASS			
INCOME_TOT				
LANDINGS_FAO_LEVEL3_4				
LANDINGS_FAO_TOT				
REC_CATCH				
CAPACITY_DCR				
CAPACITY_DCR_TOT				
EFFORT_DCR				
EFFORT_DCR_TOT				
EMPLOYMENT_DCR				
EMPLOYMENT_DCR_TOT				
FINANCIAL_POS_DCR				
FINANCIAL_POS_DCR_TOT				
LANDINGS_DCR				
LANDINGS_DCR_TOT				
REV_COSTS_FUEL_DCR				
REV_COSTS_FUEL_DCR_TOT				

Submitted before the deadline ■  
 Submitted after the deadline ■  
 Not Submitted ■  
 Not Applicable ■

Table 3.9.3 Data Quality Overview for Great Britain

Fleet Economic	Mediterranean and Black Sea	Processing Industry	Aquaculture	Fishing Effort Regimes
CAPACITY	A_CATCH	DCF_PROIND_2008	DCF_AQUA_MA_2008	A_CATCH
CAPACITY_TOT	B_LANDINGS	DCF_PROIND_2009	DCF_AQUA_MA_2009	B_EFFORT
CAPVALINVEST	C_DISCARDS	DCF_PROIND_MA_2008	DCF_TURNOVER_SALES_2008	C_SPECIFIC_EFFORT
CAPVALINVEST_TOT	D_EFFORT	DCF_PROIND_MA_2009	DCF_TURNOVER_SALES_2009	D_CAPACITY
EFFORT_FAO_LEVEL3_4	E_ECONOMIC	DCR_PRICE_2006		
EFFORT_FS_SUPRA	F_ECONOMIC_SPECIES	DCR_PRICE_2007		
EFFORT_TOT	G_MEDITS_TA	DCR_PROIND_2006		
EMPLOYMENT	H_MEDITS_TB	DCR_PROIND_2007		
EMPLOYMENT_TOT	I_MEDITS_TC	DCR_RAW_2006		
EXPENDITURE	K_MEDITS_TD	DCR_RAW_2007		
EXPENDITURE_TOT	L_MEDITS_TT	DCR_TURNOVER_2006		
FISHENT	M_ABUNDANCE	DCR_TURNOVER_2007		
FISHENT_TOT	N_BIOMASS			
INCOME	O_ABUNDANCE_BIOMASS			
INCOME_TOT				
LANDINGS_FAO_LEVEL3_4				
LANDINGS_FAO_TOT				
REC_CATCH				
CAPACITY_DCR				
CAPACITY_DCR_TOT				
EFFORT_DCR				
EFFORT_DCR_TOT				
EMPLOYMENT_DCR				
EMPLOYMENT_DCR_TOT				
FINANCIAL_POS_DCR				
FINANCIAL_POS_DCR_TOT				
LANDINGS_DCR				
LANDINGS_DCR_TOT				
REV_COSTS_FUEL_DCR				
REV_COSTS_FUEL_DCR_TOT				

Sufficient quality of data ■  
 Insufficient quality of data ■  
 Not Submitted/Inadequate data ■  
 Not Applicable ■

### 3.10 Greece

Table 3.10.1 Data Submission Overview for Greece

Fleet Economic	Mediterranean and Black Sea	Processing Industry	Aquaculture	Fishing Effort Regimes
CAPACITY	A_CATCH	DCF_PROIND_2008	DCF_AQUA_MA_2008	A_CATCH
CAPACITY_TOT	B_LANDINGS	DCF_PROIND_2009	DCF_AQUA_MA_2009	B_EFFORT
CAPVALINVEST	C_DISCARDS	DCF_PROIND_MA_2008	DCF_TURNOVER_SALES_2008	C_SPECIFIC_EFFORT
CAPVALINVEST_TOT	D_EFFORT	DCF_PROIND_MA_2009	DCF_TURNOVER_SALES_2009	D_CAPACITY
EFFORT_FAO_LEVEL3_4	E_ECONOMIC	DCR_PRICE_2006		
EFFORT_FS_SUPRA	F_ECONOMIC_SPECIES	DCR_PRICE_2007		
EFFORT_TOT	G_MEDITS_TA	DCR_PROIND_2006		
EMPLOYMENT	H_MEDITS_TB	DCR_PROIND_2007		
EMPLOYMENT_TOT	I_MEDITS_TC	DCR_RAW_2006		
EXPENDITURE	K_MEDITS_TD	DCR_RAW_2007		
EXPENDITURE_TOT	L_MEDITS_TT	DCR_TURNOVER_2006		
FISHENT	M_ABUNDANCE	DCR_TURNOVER_2007		
FISHENT_TOT	N_BIOMASS			
INCOME	O_ABUNDANCE_BIOMASS			
INCOME_TOT				
LANDINGS_FAO_LEVEL3_4				
LANDINGS_FAO_TOT				
REC_CATCH				
CAPACITY_DCR				
CAPACITY_DCR_TOT				
EFFORT_DCR				
EFFORT_DCR_TOT				
EMPLOYMENT_DCR				
EMPLOYMENT_DCR_TOT				
FINANCIAL_POS_DCR				
FINANCIAL_POS_DCR_TOT				
LANDINGS_DCR				
LANDINGS_DCR_TOT				
REV_COSTS_FUEL_DCR				
REV_COSTS_FUEL_DCR_TOT				

Submitted ■  
 Not Submitted ■  
 Not Applicable ■

Table 3.10.2 Data Compliance Overview for Greece

Fleet Economic	Mediterranean and Black Sea	Processing Industry	Aquaculture	Fishing Effort Regimes
CAPACITY	A_CATCH	DCF_PROIND_2008	DCF_AQUA_MA_2008	A_CATCH
CAPACITY_TOT	B_LANDINGS	DCF_PROIND_2009	DCF_AQUA_MA_2009	B_EFFORT
CAPVALINVEST	C_DISCARDS	DCF_PROIND_MA_2008	DCF_TURNOVER_SALES_2008	C_SPECIFIC_EFFORT
CAPVALINVEST_TOT	D_EFFORT	DCF_PROIND_MA_2009	DCF_TURNOVER_SALES_2009	D_CAPACITY
EFFORT_FAO_LEVEL3_4	E_ECONOMIC	DCR_PRICE_2006		
EFFORT_FS_SUPRA	F_ECONOMIC_SPECIES	DCR_PRICE_2007		
EFFORT_TOT	G_MEDITS_TA	DCR_PROIND_2006		
EMPLOYMENT	H_MEDITS_TB	DCR_PROIND_2007		
EMPLOYMENT_TOT	I_MEDITS_TC	DCR_RAW_2006		
EXPENDITURE	K_MEDITS_TD	DCR_RAW_2007		
EXPENDITURE_TOT	L_MEDITS_TT	DCR_TURNOVER_2006		
FISHENT	M_ABUNDANCE	DCR_TURNOVER_2007		
FISHENT_TOT	N_BIOMASS			
INCOME	O_ABUNDANCE_BIOMASS			
INCOME_TOT				
LANDINGS_FAO_LEVEL3_4				
LANDINGS_FAO_TOT				
REC_CATCH				
CAPACITY_DCR				
CAPACITY_DCR_TOT				
EFFORT_DCR				
EFFORT_DCR_TOT				
EMPLOYMENT_DCR				
EMPLOYMENT_DCR_TOT				
FINANCIAL_POS_DCR				
FINANCIAL_POS_DCR_TOT				
LANDINGS_DCR				
LANDINGS_DCR_TOT				
REV_COSTS_FUEL_DCR				
REV_COSTS_FUEL_DCR_TOT				

Submitted before the deadline ■  
 Submitted after the deadline ■  
 Not Submitted ■  
 Not Applicable ■

Table 3.10.3 Data Quality Overview for Greece

Fleet Economic	Mediterranean and Black Sea	Processing Industry	Aquaculture	Fishing Effort Regimes
CAPACITY	A_CATCH	DCF_PROIND_2008	DCF_AQUA_MA_2008	A_CATCH
CAPACITY_TOT	B_LANDINGS	DCF_PROIND_2009	DCF_AQUA_MA_2009	B_EFFORT
CAPVALINVEST	C_DISCARDS	DCF_PROIND_MA_2008	DCF_TURNOVER_SALES_2008	C_SPECIFIC_EFFORT
CAPVALINVEST_TOT	D_EFFORT	DCF_PROIND_MA_2009	DCF_TURNOVER_SALES_2009	D_CAPACITY
EFFORT_FAO_LEVEL3_4	E_ECONOMIC	DCR_PRICE_2006		
EFFORT_FS_SUPRA	F_ECONOMIC_SPECIES	DCR_PRICE_2007		
EFFORT_TOT	G_MEDITS_TA	DCR_PROIND_2006		
EMPLOYMENT	H_MEDITS_TB	DCR_PROIND_2007		
EMPLOYMENT_TOT	I_MEDITS_TC	DCR_RAW_2006		
EXPENDITURE	K_MEDITS_TD	DCR_RAW_2007		
EXPENDITURE_TOT	L_MEDITS_TT	DCR_TURNOVER_2006		
FISHENT	M_ABUNDANCE	DCR_TURNOVER_2007		
FISHENT_TOT	N_BIOMASS			
INCOME	O_ABUNDANCE_BIOMASS			
INCOME_TOT				
LANDINGS_FAO_LEVEL3_4				
LANDINGS_FAO_TOT				
REC_CATCH				
CAPACITY_DCR				
CAPACITY_DCR_TOT				
EFFORT_DCR				
EFFORT_DCR_TOT				
EMPLOYMENT_DCR				
EMPLOYMENT_DCR_TOT				
FINANCIAL_POS_DCR				
FINANCIAL_POS_DCR_TOT				
LANDINGS_DCR				
LANDINGS_DCR_TOT				
REV_COSTS_FUEL_DCR				
REV_COSTS_FUEL_DCR_TOT				

Sufficient quality of data	<span style="color: green;">■</span>
Insufficient quality of data	<span style="color: orange;">■</span>
Not Submitted/Inadequate data	<span style="color: red;">■</span>
Not Applicable	<span style="color: gray;">■</span>



### 3.11 Ireland

Table 3.11.1 Data Submission Overview for Ireland

Fleet Economic	Mediterranean and Black Sea	Processing Industry	Aquaculture	Fishing Effort Regimes
CAPACITY	A_CATCH	DCF_PROIND_2008	DCF_AQUA_MA_2008	A_CATCH
CAPACITY_TOT	B_LANDINGS	DCF_PROIND_2009	DCF_AQUA_MA_2009	B Effort
CAPVALINVEST	C_DISCARDS	DCF_PROIND_MA_2008	DCF_TURNOVER_SALES_2008	C SPECIFIC EFFORT
CAPVALINVEST_TOT	D EFFORT	DCF_PROIND_MA_2009	DCF_TURNOVER_SALES_2009	D CAPACITY
EFFORT_FAO_LEVEL3_4	E ECONOMIC	DCR_PRICE_2006		
EFFORT_FS_SUPRA	F ECONOMIC_SPECIES	DCR_PRICE_2007		
EFFORT_TOT	G MEDITS_TA	DCR_PROIND_2006		
EMPLOYMENT	H MEDITS_TB	DCR_PROIND_2007		
EMPLOYMENT_TOT	I MEDITS_TC	DCR_RAW_2006		
EXPENDITURE	K MEDITS_TD	DCR_RAW_2007		
EXPENDITURE_TOT	L MEDITS_TT	DCR_TURNOVER_2006		
FISHENT	M ABUNDANCE	DCR_TURNOVER_2007		
FISHENT_TOT	N BIOMASS			
INCOME	O ABUNDANCE_BIOMASS			
INCOME_TOT				
LANDINGS_FAO_LEVEL3_4				
LANDINGS_FAO_TOT				
REC_CATCH				
CAPACITY_DCR				
CAPACITY_DCR_TOT				
EFFORT_DCR				
EFFORT_DCR_TOT				
EMPLOYMENT_DCR				
EMPLOYMENT_DCR_TOT				
FINANCIAL_POS_DCR				
FINANCIAL_POS_DCR_TOT				
LANDINGS_DCR				
LANDINGS_DCR_TOT				
REV_COSTS_FUEL_DCR				
REV_COSTS_FUEL_DCR_TOT				

Submitted ■  
 Not Submitted ■  
 Not Applicable ■

Table 3.11.2 Data Compliance Overview for Ireland

Fleet Economic	Mediterranean and Black Sea	Processing Industry	Aquaculture	Fishing Effort Regimes
CAPACITY	A_CATCH	DCF_PROIND_2008	DCF_AQUA_MA_2008	A_CATCH
CAPACITY_TOT	B_LANDINGS	DCF_PROIND_2009	DCF_AQUA_MA_2009	B_EFFORT
CAPVALINVEST	C_DISCARDS	DCF_PROIND_MA_2008	DCF_TURNOVER_SALES_2008	C_SPECIFIC_EFFORT
CAPVALINVEST_TOT	D_EFFORT	DCF_PROIND_MA_2009	DCF_TURNOVER_SALES_2009	D_CAPACITY
EFFORT_FAO_LEVEL3_4	E_ECONOMIC	DCR_PRICE_2006		
EFFORT_FS_SUPRA	F_ECONOMIC_SPECIES	DCR_PRICE_2007		
EFFORT_TOT	G_MEDITS_TA	DCR_PROIND_2006		
EMPLOYMENT	H_MEDITS_TB	DCR_PROIND_2007		
EMPLOYMENT_TOT	I_MEDITS_TC	DCR_RAW_2006		
EXPENDITURE	K_MEDITS_TD	DCR_RAW_2007		
EXPENDITURE_TOT	L_MEDITS_TT	DCR_TURNOVER_2006		
FISHENT	M_ABUNDANCE	DCR_TURNOVER_2007		
FISHENT_TOT	N_BIOMASS			
INCOME	O_ABUNDANCE_BIOMASS			
INCOME_TOT				
LANDINGS_FAO_LEVEL3_4				
LANDINGS_FAO_TOT				
REC_CATCH				
CAPACITY_DCR				
CAPACITY_DCR_TOT				
EFFORT_DCR				
EFFORT_DCR_TOT				
EMPLOYMENT_DCR				
EMPLOYMENT_DCR_TOT				
FINANCIAL_POS_DCR				
FINANCIAL_POS_DCR_TOT				
LANDINGS_DCR				
LANDINGS_DCR_TOT				
REV_COSTS_FUEL_DCR				
REV_COSTS_FUEL_DCR_TOT				

Submitted before the deadline ■  
 Submitted after the deadline ■  
 Not Submitted ■  
 Not Applicable ■

Table 3.11.3 Data Quality Overview for Ireland

Fleet Economic	Mediterranean and Black Sea	Processing Industry	Aquaculture	Fishing Effort Regimes
CAPACITY	A_CATCH	DCF_PROIND_2008	DCF_AQUA_MA_2008	A_CATCH
CAPACITY_TOT	B_LANDINGS	DCF_PROIND_2009	DCF_AQUA_MA_2009	B_EFFORT
CAPVALINVEST	C_DISCARDS	DCF_PROIND_MA_2008	DCF_TURNOVER_SALES_2008	C_SPECIFIC_EFFORT
CAPVALINVEST_TOT	D_EFFORT	DCF_PROIND_MA_2009	DCF_TURNOVER_SALES_2009	D_CAPACITY
EFFORT_FAO_LEVEL3_4	E_ECONOMIC	DCR_PRICE_2006		
EFFORT_FS_SUPRA	F_ECONOMIC_SPECIES	DCR_PRICE_2007		
EFFORT_TOT	G_MEDITS_TA	DCR_PROIND_2006		
EMPLOYMENT	H_MEDITS_TB	DCR_PROIND_2007		
EMPLOYMENT_TOT	I_MEDITS_TC	DCR_RAW_2006		
EXPENDITURE	K_MEDITS_TD	DCR_RAW_2007		
EXPENDITURE_TOT	L_MEDITS_TT	DCR_TURNOVER_2006		
FISHENT	M_ABUNDANCE	DCR_TURNOVER_2007		
FISHENT_TOT	N_BIOMASS			
INCOME	O_ABUNDANCE_BIOMASS			
INCOME_TOT				
LANDINGS_FAO_LEVEL3_4				
LANDINGS_FAO_TOT				
REC_CATCH				
CAPACITY_DCR				
CAPACITY_DCR_TOT				
EFFORT_DCR				
EFFORT_DCR_TOT				
EMPLOYMENT_DCR				
EMPLOYMENT_DCR_TOT				
FINANCIAL_POS_DCR				
FINANCIAL_POS_DCR_TOT				
LANDINGS_DCR				
LANDINGS_DCR_TOT				
REV_COSTS_FUEL_DCR				
REV_COSTS_FUEL_DCR_TOT				

Sufficient quality of data ■

Insufficient quality of data ■

Not Submitted/Inadequate data ■

Not Applicable ■

### 3.12 Italy

Table 3.12.1 Data Submission Overview for Italy

Fleet Economic	Mediterranean and Black Sea	Processing Industry	Aquaculture	Fishing Effort Regimes
CAPACITY	A_CATCH	DCF_PROIND_2008	DCF_AQUA_MA_2008	A_CATCH
CAPACITY_TOT	B_LANDINGS	DCF_PROIND_2009	DCF_AQUA_MA_2009	B_EFFORT
CAPVALINVEST	C_DISCARDS	DCF_PROIND_MA_2008	DCF_TURNOVER_SALES_2008	C_SPECIFIC_EFFORT
CAPVALINVEST_TOT	D_EFFORT	DCF_PROIND_MA_2009	DCF_TURNOVER_SALES_2009	D_CAPACITY
EFFORT_FAO_LEVEL3_4	E_ECONOMIC	DCR_PRICE_2006		
EFFORT_FS_SUPRA	F_ECONOMIC_SPECIES	DCR_PRICE_2007		
EFFORT_TOT	G_MEDITS_TA	DCR_PROIND_2006		
EMPLOYMENT	H_MEDITS_TB	DCR_PROIND_2007		
EMPLOYMENT_TOT	I_MEDITS_TC	DCR_RAW_2006		
EXPENDITURE	K_MEDITS_TD	DCR_RAW_2007		
EXPENDITURE_TOT	L_MEDITS_TT	DCR_TURNOVER_2006		
FISHENT	M_ABUNDANCE	DCR_TURNOVER_2007		
FISHENT_TOT	N_BIOMASS			
INCOME	O_ABUNDANCE_BIOMASS			
INCOME_TOT				
LANDINGS_FAO_LEVEL3_4				
LANDINGS_FAO_TOT				
REC_CATCH				
CAPACITY_DCR				
CAPACITY_DCR_TOT				
EFFORT_DCR				
EFFORT_DCR_TOT				
EMPLOYMENT_DCR				
EMPLOYMENT_DCR_TOT				
FINANCIAL_POS_DCR				
FINANCIAL_POS_DCR_TOT				
LANDINGS_DCR				
LANDINGS_DCR_TOT				
REV_COSTS_FUEL_DCR				
REV_COSTS_FUEL_DCR_TOT				

Submitted ■  
 Not Submitted ■  
 Not Applicable ■

Table 3.12.2 Data Compliance Overview for Italy

Fleet Economic	Mediterranean and Black Sea	Processing Industry	Aquaculture	Fishing Effort Regimes
CAPACITY	A_CATCH	DCF_PROIND_2008	DCF_AQUA_MA_2008	A_CATCH
CAPACITY_TOT	B_LANDINGS	DCF_PROIND_2009	DCF_AQUA_MA_2009	B_EFFORT
CAPVALINVEST	C_DISCARDS	DCF_PROIND_MA_2008	DCF_TURNOVER_SALES_2008	C_SPECIFIC_EFFORT
CAPVALINVEST_TOT	D_EFFORT	DCF_PROIND_MA_2009	DCF_TURNOVER_SALES_2009	D_CAPACITY
EFFORT_FAO_LEVEL3_4	E_ECONOMIC	DCR_PRICE_2006		
EFFORT_FS_SUPRA	F_ECONOMIC_SPECIES	DCR_PRICE_2007		
EFFORT_TOT	G_MEDITS_TA	DCR_PROIND_2006		
EMPLOYMENT	H_MEDITS_TB	DCR_PROIND_2007		
EMPLOYMENT_TOT	I_MEDITS_TC	DCR_RAW_2006		
EXPENDITURE	K_MEDITS_TD	DCR_RAW_2007		
EXPENDITURE_TOT	L_MEDITS_TT	DCR_TURNOVER_2006		
FISHENT	M_ABUNDANCE	DCR_TURNOVER_2007		
FISHENT_TOT	N_BIOMASS			
INCOME	O_ABUNDANCE_BIOMASS			
INCOME_TOT				
LANDINGS_FAO_LEVEL3_4				
LANDINGS_FAO_TOT				
REC_CATCH				
CAPACITY_DCR				
CAPACITY_DCR_TOT				
EFFORT_DCR				
EFFORT_DCR_TOT				
EMPLOYMENT_DCR				
EMPLOYMENT_DCR_TOT				
FINANCIAL_POS_DCR				
FINANCIAL_POS_DCR_TOT				
LANDINGS_DCR				
LANDINGS_DCR_TOT				
REV_COSTS_FUEL_DCR				
REV_COSTS_FUEL_DCR_TOT				

Submitted before the deadline ■  
 Submitted after the deadline ■  
 Not Submitted ■  
 Not Applicable ■

Table 3.12.3 Data Quality Overview for Italy

Fleet Economic	Mediterranean and Black Sea	Processing Industry	Aquaculture	Fishing Effort Regimes
CAPACITY	A_CATCH	DCF_PROIND_2008	DCF_AQUA_MA_2008	A_CATCH
CAPACITY_TOT	B_LANDINGS	DCF_PROIND_2009	DCF_AQUA_MA_2009	B_EFFORT
CAPVALINVEST	C_DISCARDS	DCF_PROIND_MA_2008	DCF_TURNOVER_SALES_2008	C_SPECIFIC_EFFORT
CAPVALINVEST_TOT	D_EFFORT	DCF_PROIND_MA_2009	DCF_TURNOVER_SALES_2009	D_CAPACITY
EFFORT_FAO_LEVEL3_4	E_ECONOMIC	DCR_PRICE_2006		
EFFORT_FS_SUPRA	F_ECONOMIC_SPECIES	DCR_PRICE_2007		
EFFORT_TOT	G_MEDITS_TA	DCR_PROIND_2006		
EMPLOYMENT	H_MEDITS_TB	DCR_PROIND_2007		
EMPLOYMENT_TOT	I_MEDITS_TC	DCR_RAW_2006		
EXPENDITURE	K_MEDITS_TD	DCR_RAW_2007		
EXPENDITURE_TOT	L_MEDITS_TT	DCR_TURNOVER_2006		
FISHENT	M_ABUNDANCE	DCR_TURNOVER_2007		
FISHENT_TOT	N_BIOMASS			
INCOME	O_ABUNDANCE_BIOMASS			
INCOME_TOT				
LANDINGS_FAO_LEVEL3_4				
LANDINGS_FAO_TOT				
REC_CATCH				
CAPACITY_DCR				
CAPACITY_DCR_TOT				
EFFORT_DCR				
EFFORT_DCR_TOT				
EMPLOYMENT_DCR				
EMPLOYMENT_DCR_TOT				
FINANCIAL_POS_DCR				
FINANCIAL_POS_DCR_TOT				
LANDINGS_DCR				
LANDINGS_DCR_TOT				
REV_COSTS_FUEL_DCR				
REV_COSTS_FUEL_DCR_TOT				

Sufficient quality of data ■  
 Insufficient quality of data ■  
 Not Submitted/Inadequate data ■  
 Not Applicable ■

### 3.13 Latvia

Table 3.13.1 Data Submission Overview for Latvia

Fleet Economic	Mediterranean and Black Sea	Processing Industry	Aquaculture	Fishing Effort Regimes
CAPACITY	A_CATCH	DCF_PROIND_2008	DCF_AQUA_MA_2008	A_CATCH
CAPACITY_TOT	B_LANDINGS	DCF_PROIND_2009	DCF_AQUA_MA_2009	B_EFFORT
CAPVALINVEST	C_DISCARDS	DCF_PROIND_MA_2008	DCF_TURNOVER_SALES_2008	C_SPECIFIC_EFFORT
CAPVALINVEST_TOT	D_EFFORT	DCF_PROIND_MA_2009	DCF_TURNOVER_SALES_2009	D_CAPACITY
EFFORT_FAO_LEVEL3_4	E_ECONOMIC	DCR_PRICE_2006		
EFFORT_FS_SUPRA	F_ECONOMIC_SPECIES	DCR_PRICE_2007		
EFFORT_TOT	G_MEDITS_TA	DCR_PROIND_2006		
EMPLOYMENT	H_MEDITS_TB	DCR_PROIND_2007		
EMPLOYMENT_TOT	I_MEDITS_TC	DCR_RAW_2006		
EXPENDITURE	K_MEDITS_TD	DCR_RAW_2007		
EXPENDITURE_TOT	L_MEDITS_TT	DCR_TURNOVER_2006		
FISHENT	M_ABUNDANCE	DCR_TURNOVER_2007		
FISHENT_TOT	N_BIOMASS			
INCOME	O_ABUNDANCE_BIOMASS			
INCOME_TOT				
LANDINGS_FAO_LEVEL3_4				
LANDINGS_FAO_TOT				
REC_CATCH				
CAPACITY_DCR				
CAPACITY_DCR_TOT				
EFFORT_DCR				
EFFORT_DCR_TOT				
EMPLOYMENT_DCR				
EMPLOYMENT_DCR_TOT				
FINANCIAL_POS_DCR				
FINANCIAL_POS_DCR_TOT				
LANDINGS_DCR				
LANDINGS_DCR_TOT				
REV_COSTS_FUEL_DCR				
REV_COSTS_FUEL_DCR_TOT				




Submitted   
 Not Submitted   
 Not Applicable 

Table 3.13.2 Data Compliance Overview for Latvia


Fleet Economic	Mediterranean and Black Sea	Processing Industry	Aquaculture	Fishing Effort Regimes
CAPACITY	A_CATCH	DCF_PROIND_2008	DCF_AQUA_MA_2008	A_CATCH
CAPACITY_TOT	B_LANDINGS	DCF_PROIND_2009	DCF_AQUA_MA_2009	B_EFFORT
CAPVALINVEST	C_DISCARDS	DCF_PROIND_MA_2008	DCF_TURNOVER_SALES_2008	C_SPECIFIC_EFFORT
CAPVALINVEST_TOT	D_EFFORT	DCF_PROIND_MA_2009	DCF_TURNOVER_SALES_2009	D_CAPACITY
EFFORT_FAO_LEVEL3_4	E_ECONOMIC	DCR_PRICE_2006		
EFFORT_FS_SUPRA	F_ECONOMIC_SPECIES	DCR_PRICE_2007		
EFFORT_TOT	G_MEDITS_TA	DCR_PROIND_2006		
EMPLOYMENT	H_MEDITS_TB	DCR_PROIND_2007		
EMPLOYMENT_TOT	I_MEDITS_TC	DCR_RAW_2006		
EXPENDITURE	K_MEDITS_TD	DCR_RAW_2007		
EXPENDITURE_TOT	L_MEDITS_TT	DCR_TURNOVER_2006		
FISHENT	M_ABUNDANCE	DCR_TURNOVER_2007		
FISHENT_TOT	N_BIOMASS			
INCOME	O_ABUNDANCE_BIOMASS			
INCOME_TOT				
LANDINGS_FAO_LEVEL3_4				
LANDINGS_FAO_TOT				
REC_CATCH				
CAPACITY_DCR				
CAPACITY_DCR_TOT				
EFFORT_DCR				
EFFORT_DCR_TOT				
EMPLOYMENT_DCR				
EMPLOYMENT_DCR_TOT				
FINANCIAL_POS_DCR				
FINANCIAL_POS_DCR_TOT				
LANDINGS_DCR				
LANDINGS_DCR_TOT				
REV_COSTS_FUEL_DCR				
REV_COSTS_FUEL_DCR_TOT				


Submitted before the deadline ■  
 Submitted after the deadline ■  
 Not Submitted ■  
 Not Applicable ■



Table 3.13.3 Data Quality Overview for Latvia

Fleet Economic	Mediterranean and Black Sea	Processing Industry	Aquaculture	Fishing Effort Regimes
CAPACITY	A_CATCH	DCF_PROIND_2008	DCF_AQUA_MA_2008	A_CATCH
CAPACITY_TOT	B_LANDINGS	DCF_PROIND_2009	DCF_AQUA_MA_2009	B_EFFORT
CAPVALINVEST	C_DISCARDS	DCF_PROIND_MA_2008	DCF_TURNOVER_SALES_2008	C_SPECIFIC_EFFORT
CAPVALINVEST_TOT	D_EFFORT	DCF_PROIND_MA_2009	DCF_TURNOVER_SALES_2009	D_CAPACITY
EFFORT_FAO_LEVEL3_4	E_ECONOMIC	DCR_PRICE_2006		
EFFORT_FS_SUPRA	F_ECONOMIC_SPECIES	DCR_PRICE_2007		
EFFORT_TOT	G_MEDITS_TA	DCR_PROIND_2006		
EMPLOYMENT	H_MEDITS_TB	DCR_PROIND_2007		
EMPLOYMENT_TOT	I_MEDITS_TC	DCR_RAW_2006		
EXPENDITURE	K_MEDITS_TD	DCR_RAW_2007		
EXPENDITURE_TOT	L_MEDITS_TT	DCR_TURNOVER_2006		
FISHENT	M_ABUNDANCE	DCR_TURNOVER_2007		
FISHENT_TOT	N_BIOMASS			
INCOME	O_ABUNDANCE_BIOMASS			
INCOME_TOT				
LANDINGS_FAO_LEVEL3_4				
LANDINGS_FAO_TOT				
REC_CATCH				
CAPACITY_DCR				
CAPACITY_DCR_TOT				
EFFORT_DCR				
EFFORT_DCR_TOT				
EMPLOYMENT_DCR				
EMPLOYMENT_DCR_TOT				
FINANCIAL_POS_DCR				
FINANCIAL_POS_DCR_TOT				
LANDINGS_DCR				
LANDINGS_DCR_TOT				
REV_COSTS_FUEL_DCR				
REV_COSTS_FUEL_DCR_TOT				

Sufficient quality of data 

Insufficient quality of data 

Not Submitted/Inadequate data 

Not Applicable 

### 3.14 Lithuania

Table 3.14.1 Data Submission Overview for Lithuania

Fleet Economic	Mediterranean and Black Sea	Processing Industry	Aquaculture	Fishing Effort Regimes
CAPACITY	A_CATCH	DCF_PROIND_2008	DCF_AQUA_MA_2008	A_CATCH
CAPACITY_TOT	B_LANDINGS	DCF_PROIND_2009	DCF_AQUA_MA_2009	B_EFFORT
CAPVALINVEST	C_DISCARDS	DCF_PROIND_MA_2008	DCF_TURNOVER_SALES_2008	C_SPECIFIC_EFFORT
CAPVALINVEST_TOT	D_EFFORT	DCF_PROIND_MA_2009	DCF_TURNOVER_SALES_2009	D_CAPACITY
EFFORT_FAO_LEVEL3_4	E_ECONOMIC	DCR_PRICE_2006		
EFFORT_FS_SUPRA	F_ECONOMIC_SPECIES	DCR_PRICE_2007		
EFFORT_TOT	G_MEDITS_TA	DCR_PROIND_2006		
EMPLOYMENT	H_MEDITS_TB	DCR_PROIND_2007		
EMPLOYMENT_TOT	I_MEDITS_TC	DCR_RAW_2006		
EXPENDITURE	K_MEDITS_TD	DCR_RAW_2007		
EXPENDITURE_TOT	L_MEDITS_TT	DCR_TURNOVER_2006		
FISHENT	M_ABUNDANCE	DCR_TURNOVER_2007		
FISHENT_TOT	N_BIOMASS			
INCOME	O_ABUNDANCE_BIOMASS			
INCOME_TOT				
LANDINGS_FAO_LEVEL3_4				
LANDINGS_FAO_TOT				
REC_CATCH				
CAPACITY_DCR				
CAPACITY_DCR_TOT				
EFFORT_DCR				
EFFORT_DCR_TOT				
EMPLOYMENT_DCR				
EMPLOYMENT_DCR_TOT				
FINANCIAL_POS_DCR				
FINANCIAL_POS_DCR_TOT				
LANDINGS_DCR				
LANDINGS_DCR_TOT				
REV_COSTS_FUEL_DCR				
REV_COSTS_FUEL_DCR_TOT				

Submitted ■  
 Not Submitted ■  
 Not Applicable ■

Table 3.14.2 Data Compliance Overview for Lithuania

Fleet Economic	Mediterranean and Black Sea	Processing Industry	Aquaculture	Fishing Effort Regimes
CAPACITY	A_CATCH	DCF_PROIND_2008	DCF_AQUA_MA_2008	A_CATCH
CAPACITY_TOT	B_LANDINGS	DCF_PROIND_2009	DCF_AQUA_MA_2009	B_EFFORT
CAPVALINVEST	C_DISCARDS	DCF_PROIND_MA_2008	DCF_TURNOVER_SALES_2008	C_SPECIFIC_EFFORT
CAPVALINVEST_TOT	D_EFFORT	DCF_PROIND_MA_2009	DCF_TURNOVER_SALES_2009	D_CAPACITY
EFFORT_FAO_LEVEL3_4	E_ECONOMIC	DCR_PRICE_2006		
EFFORT_FS_SUPRA	F_ECONOMIC_SPECIES	DCR_PRICE_2007		
EFFORT_TOT	G_MEDITS_TA	DCR_PROIND_2006		
EMPLOYMENT	H_MEDITS_TB	DCR_PROIND_2007		
EMPLOYMENT_TOT	I_MEDITS_TC	DCR_RAW_2006		
EXPENDITURE	K_MEDITS_TD	DCR_RAW_2007		
EXPENDITURE_TOT	L_MEDITS_TT	DCR_TURNOVER_2006		
FISHENT	M_ABUNDANCE	DCR_TURNOVER_2007		
FISHENT_TOT	N_BIOMASS			
INCOME	O_ABUNDANCE_BIOMASS			
INCOME_TOT				
LANDINGS_FAO_LEVEL3_4				
LANDINGS_FAO_TOT				
REC_CATCH				
CAPACITY_DCR				
CAPACITY_DCR_TOT				
EFFORT_DCR				
EFFORT_DCR_TOT				
EMPLOYMENT_DCR				
EMPLOYMENT_DCR_TOT				
FINANCIAL_POS_DCR				
FINANCIAL_POS_DCR_TOT				
LANDINGS_DCR				
LANDINGS_DCR_TOT				
REV_COSTS_FUEL_DCR				
REV_COSTS_FUEL_DCR_TOT				

Submitted before the deadline ■  
 Submitted after the deadline ■  
 Not Submitted ■  
 Not Applicable ■

Table 3.14.3 Data Quality Overview for Lithuania

Fleet Economic	Mediterranean and Black Sea	Processing Industry	Aquaculture	Fishing Effort Regimes
CAPACITY	A_CATCH	DCF_PROIND_2008	DCF_AQUA_MA_2008	A_CATCH
CAPACITY_TOT	B_LANDINGS	DCF_PROIND_2009	DCF_AQUA_MA_2009	B_EFFORT
CAPVALINVEST	C_DISCARDS	DCF_PROIND_MA_2008	DCF_TURNOVER_SALES_2008	C_SPECIFIC_EFFORT
CAPVALINVEST_TOT	D_EFFORT	DCF_PROIND_MA_2009	DCF_TURNOVER_SALES_2009	D_CAPACITY
EFFORT_FAO_LEVEL3_4	E_ECONOMIC	DCR_PRICE_2006		
EFFORT_FS_SUPRA	F_ECONOMIC_SPECIES	DCR_PRICE_2007		
EFFORT_TOT	G_MEDITS_TA	DCR_PROIND_2006		
EMPLOYMENT	H_MEDITS_TB	DCR_PROIND_2007		
EMPLOYMENT_TOT	I_MEDITS_TC	DCR_RAW_2006		
EXPENDITURE	K_MEDITS_TD	DCR_RAW_2007		
EXPENDITURE_TOT	L_MEDITS_TT	DCR_TURNOVER_2006		
FISHENT	M_ABUNDANCE	DCR_TURNOVER_2007		
FISHENT_TOT	N_BIOMASS			
INCOME	O_ABUNDANCE_BIOMASS			
INCOME_TOT				
LANDINGS_FAO_LEVEL3_4				
LANDINGS_FAO_TOT				
REC_CATCH				
CAPACITY_DCR				
CAPACITY_DCR_TOT				
EFFORT_DCR				
EFFORT_DCR_TOT				
EMPLOYMENT_DCR				
EMPLOYMENT_DCR_TOT				
FINANCIAL_POS_DCR				
FINANCIAL_POS_DCR_TOT				
LANDINGS_DCR				
LANDINGS_DCR_TOT				
REV_COSTS_FUEL_DCR				
REV_COSTS_FUEL_DCR_TOT				

Sufficient quality of data ■

Insufficient quality of data ■

Not Submitted/Inadequate data ■

Not Applicable ■

### 3.15 Malta

Table 3.15.1 Data Submission Overview for Malta

Fleet Economic	Mediterranean and Black Sea	Processing Industry	Aquaculture	Fishing Effort Regimes
CAPACITY	A_CATCH	DCF_PROIND_2008	DCF_AQUA_MA_2008	A_CATCH
CAPACITY_TOT	B_LANDINGS	DCF_PROIND_2009	DCF_AQUA_MA_2009	B_EFFORT
CAPVALINVEST	C_DISCARDS	DCF_PROIND_MA_2008	DCF_TURNOVER_SALES_2008	C_SPECIFIC_EFFORT
CAPVALINVEST_TOT	D_EFFORT	DCF_PROIND_MA_2009	DCF_TURNOVER_SALES_2009	D_CAPACITY
EFFORT_FAO_LEVEL3_4	E_ECONOMIC	DCR_PRICE_2006		
EFFORT_FS_SUPRA	F_ECONOMIC_SPECIES	DCR_PRICE_2007		
EFFORT_TOT	G_MEDITS_TA	DCR_PROIND_2006		
EMPLOYMENT	H_MEDITS_TB	DCR_PROIND_2007		
EMPLOYMENT_TOT	I_MEDITS_TC	DCR_RAW_2006		
EXPENDITURE	K_MEDITS_TD	DCR_RAW_2007		
EXPENDITURE_TOT	L_MEDITS_TT	DCR_TURNOVER_2006		
FISHENT	M_ABUNDANCE	DCR_TURNOVER_2007		
FISHENT_TOT	N_BIOMASS			
INCOME	O_ABUNDANCE_BIOMASS			
INCOME_TOT				
LANDINGS_FAO_LEVEL3_4				
LANDINGS_FAO_TOT				
REC_CATCH				
CAPACITY_DCR				
CAPACITY_DCR_TOT				
EFFORT_DCR				
EFFORT_DCR_TOT				
EMPLOYMENT_DCR				
EMPLOYMENT_DCR_TOT				
FINANCIAL_POS_DCR				
FINANCIAL_POS_DCR_TOT				
LANDINGS_DCR				
LANDINGS_DCR_TOT				
REV_COSTS_FUEL_DCR				
REV_COSTS_FUEL_DCR_TOT				

Submitted ■

Not Submitted ■

Not Applicable ■

Table 3.15.2 Data Compliance Overview for Malta

Fleet Economic	Mediterranean and Black Sea	Processing Industry	Aquaculture	Fishing Effort Regimes
CAPACITY	A_CATCH	DCF_PROIND_2008	DCF_AQUA_MA_2008	A_CATCH
CAPACITY_TOT	B_LANDINGS	DCF_PROIND_2009	DCF_AQUA_MA_2009	B_EFFORT
CAPVALINVEST	C_DISCARDS	DCF_PROIND_MA_2008	DCF_TURNOVER_SALES_2008	C_SPECIFIC_EFFORT
CAPVALINVEST_TOT	D_EFFORT	DCF_PROIND_MA_2009	DCF_TURNOVER_SALES_2009	D_CAPACITY
EFFORT_FAO_LEVEL3_4	E_ECONOMIC	DCR_PRICE_2006		
EFFORT_FS_SUPRA	F_ECONOMIC_SPECIES	DCR_PRICE_2007		
EFFORT_TOT	G_MEDITS_TA	DCR_PROIND_2006		
EMPLOYMENT	H_MEDITS_TB	DCR_PROIND_2007		
EMPLOYMENT_TOT	I_MEDITS_TC	DCR_RAW_2006		
EXPENDITURE	K_MEDITS_TD	DCR_RAW_2007		
EXPENDITURE_TOT	L_MEDITS_TT	DCR_TURNOVER_2006		
FISHENT	M_ABUNDANCE	DCR_TURNOVER_2007		
FISHENT_TOT	N_BIOMASS			
INCOME	O_ABUNDANCE_BIOMASS			
INCOME_TOT				
LANDINGS_FAO_LEVEL3_4				
LANDINGS_FAO_TOT				
REC_CATCH				
CAPACITY_DCR				
CAPACITY_DCR_TOT				
EFFORT_DCR				
EFFORT_DCR_TOT				
EMPLOYMENT_DCR				
EMPLOYMENT_DCR_TOT				
FINANCIAL_POS_DCR				
FINANCIAL_POS_DCR_TOT				
LANDINGS_DCR				
LANDINGS_DCR_TOT				
REV_COSTS_FUEL_DCR				
REV_COSTS_FUEL_DCR_TOT				

Submitted before the deadline ■  
 Submitted after the deadline ■  
 Not Submitted ■  
 Not Applicable ■

Table 3.15.3 Data Quality Overview for Malta

Fleet Economic	Mediterranean and Black Sea	Processing Industry	Aquaculture	Fishing Effort Regimes
CAPACITY	A_CATCH	DCF_PROIND_2008	DCF_AQUA_MA_2008	A_CATCH
CAPACITY_TOT	B_LANDINGS	DCF_PROIND_2009	DCF_AQUA_MA_2009	B_EFFORT
CAPVALINVEST	C_DISCARDS	DCF_PROIND_MA_2008	DCF_TURNOVER_SALES_2008	C_SPECIFIC_EFFORT
CAPVALINVEST_TOT	D_EFFORT	DCF_PROIND_MA_2009	DCF_TURNOVER_SALES_2009	D_CAPACITY
EFFORT_FAO_LEVEL3_4	E_ECONOMIC	DCR_PRICE_2006		
EFFORT_FS_SUPRA	F_ECONOMIC_SPECIES	DCR_PRICE_2007		
EFFORT_TOT	G_MEDITS_TA	DCR_PROIND_2006		
EMPLOYMENT	H_MEDITS_TB	DCR_PROIND_2007		
EMPLOYMENT_TOT	I_MEDITS_TC	DCR_RAW_2006		
EXPENDITURE	K_MEDITS_TD	DCR_RAW_2007		
EXPENDITURE_TOT	L_MEDITS_TT	DCR_TURNOVER_2006		
FISHENT	M_ABUNDANCE	DCR_TURNOVER_2007		
FISHENT_TOT	N_BIOMASS			
INCOME	O_ABUNDANCE_BIOMASS			
INCOME_TOT				
LANDINGS_FAO_LEVEL3_4				
LANDINGS_FAO_TOT				
REC_CATCH				
CAPACITY_DCR				
CAPACITY_DCR_TOT				
EFFORT_DCR				
EFFORT_DCR_TOT				
EMPLOYMENT_DCR				
EMPLOYMENT_DCR_TOT				
FINANCIAL_POS_DCR				
FINANCIAL_POS_DCR_TOT				
LANDINGS_DCR				
LANDINGS_DCR_TOT				
REV_COSTS_FUEL_DCR				
REV_COSTS_FUEL_DCR_TOT				

Sufficient quality of data ■  
 Insufficient quality of data ■  
 Not Submitted/Inadequate data ■  
 Not Applicable ■

### 3.16 Poland

Table 3.16.1 Data Submission Overview for Poland

Fleet Economic	Mediterranean and Black Sea	Processing Industry	Aquaculture	Fishing Effort Regimes
CAPACITY	A_CATCH	DCF_PROIND_2008	DCF_AQUA_MA_2008	A_CATCH
CAPACITY_TOT	B_LANDINGS	DCF_PROIND_2009	DCF_AQUA_MA_2009	B_EFFORT
CAPVALINVEST	C_DISCARDS	DCF_PROIND_MA_2008	DCF_TURNOVER_SALES_2008	C_SPECIFIC_EFFORT
CAPVALINVEST_TOT	D_EFFORT	DCF_PROIND_MA_2009	DCF_TURNOVER_SALES_2009	D_CAPACITY
EFFORT_FAO_LEVEL3_4	E_ECONOMIC	DCR_PRICE_2006		
EFFORT_FS_SUPRA	F_ECONOMIC_SPECIES	DCR_PRICE_2007		
EFFORT_TOT	G_MEDITS_TA	DCR_PROIND_2006		
EMPLOYMENT	H_MEDITS_TB	DCR_PROIND_2007		
EMPLOYMENT_TOT	I_MEDITS_TC	DCR_RAW_2006		
EXPENDITURE	K_MEDITS_TD	DCR_RAW_2007		
EXPENDITURE_TOT	L_MEDITS_TT	DCR_TURNOVER_2006		
FISHENT	M_ABUNDANCE	DCR_TURNOVER_2007		
FISHENT_TOT	N_BIOMASS			
INCOME	O_ABUNDANCE_BIOMASS			
INCOME_TOT				
LANDINGS_FAO_LEVEL3_4				
LANDINGS_FAO_TOT				
REC_CATCH				
CAPACITY_DCR				
CAPACITY_DCR_TOT				
EFFORT_DCR				
EFFORT_DCR_TOT				
EMPLOYMENT_DCR				
EMPLOYMENT_DCR_TOT				
FINANCIAL_POS_DCR				
FINANCIAL_POS_DCR_TOT				
LANDINGS_DCR				
LANDINGS_DCR_TOT				
REV_COSTS_FUEL_DCR				
REV_COSTS_FUEL_DCR_TOT				




Submitted   
 Not Submitted   
 Not Applicable 



Table 3.16.2 Data Compliance Overview for Poland

Fleet Economic	Mediterranean and Black Sea	Processing Industry	Aquaculture	Fishing Effort Regimes
CAPACITY	A_CATCH	DCF_PROIND_2008	DCF_AQUA_MA_2008	A_CATCH
CAPACITY_TOT	B_LANDINGS	DCF_PROIND_2009	DCF_AQUA_MA_2009	B_EFFORT
CAPVALINVEST	C_DISCARDS	DCF_PROIND_MA_2008	DCF_TURNOVER_SALES_2008	C_SPECIFIC_EFFORT
CAPVALINVEST_TOT	D_EFFORT	DCF_PROIND_MA_2009	DCF_TURNOVER_SALES_2009	D_CAPACITY
EFFORT_FAO_LEVEL3_4	E_ECONOMIC	DCR_PRICE_2006		
EFFORT_FS_SUPRA	F_ECONOMIC_SPECIES	DCR_PRICE_2007		
EFFORT_TOT	G_MEDITS_TA	DCR_PROIND_2006		
EMPLOYMENT	H_MEDITS_TB	DCR_PROIND_2007		
EMPLOYMENT_TOT	I_MEDITS_TC	DCR_RAW_2006		
EXPENDITURE	K_MEDITS_TD	DCR_RAW_2007		
EXPENDITURE_TOT	L_MEDITS_TT	DCR_TURNOVER_2006		
FISHENT	M_ABUNDANCE	DCR_TURNOVER_2007		
FISHENT_TOT	N_BIOMASS			
INCOME	O_ABUNDANCE_BIOMASS			
INCOME_TOT				
LANDINGS_FAO_LEVEL3_4				
LANDINGS_FAO_TOT				
REC_CATCH				
CAPACITY_DCR				
CAPACITY_DCR_TOT				
EFFORT_DCR				
EFFORT_DCR_TOT				
EMPLOYMENT_DCR				
EMPLOYMENT_DCR_TOT				
FINANCIAL_POS_DCR				
FINANCIAL_POS_DCR_TOT				
LANDINGS_DCR				
LANDINGS_DCR_TOT				
REV_COSTS_FUEL_DCR				
REV_COSTS_FUEL_DCR_TOT				

Submitted before the deadline ■  
 Submitted after the deadline ■  
 Not Submitted ■  
 Not Applicable ■

Table 3.16.3 Data Quality Overview for Poland

Fleet Economic	Mediterranean and Black Sea	Processing Industry	Aquaculture	Fishing Effort Regimes
CAPACITY	A_CATCH	DCF_PROIND_2008	DCF_AQUA_MA_2008	A_CATCH
CAPACITY_TOT	B_LANDINGS	DCF_PROIND_2009	DCF_AQUA_MA_2009	B_EFFORT
CAPVALINVEST	C_DISCARDS	DCF_PROIND_MA_2008	DCF_TURNOVER_SALES_2008	C_SPECIFIC_EFFORT
CAPVALINVEST_TOT	D_EFFORT	DCF_PROIND_MA_2009	DCF_TURNOVER_SALES_2009	D_CAPACITY
EFFORT_FAO_LEVEL3_4	E_ECONOMIC	DCR_PRICE_2006		
EFFORT_FS_SUPRA	F_ECONOMIC_SPECIES	DCR_PRICE_2007		
EFFORT_TOT	G_MEDITS_TA	DCR_PROIND_2006		
EMPLOYMENT	H_MEDITS_TB	DCR_PROIND_2007		
EMPLOYMENT_TOT	I_MEDITS_TC	DCR_RAW_2006		
EXPENDITURE	K_MEDITS_TD	DCR_RAW_2007		
EXPENDITURE_TOT	L_MEDITS_TT	DCR_TURNOVER_2006		
FISHENT	M_ABUNDANCE	DCR_TURNOVER_2007		
FISHENT_TOT	N_BIOMASS			
INCOME	O_ABUNDANCE_BIOMASS			
INCOME_TOT				
LANDINGS_FAO_LEVEL3_4				
LANDINGS_FAO_TOT				
REC_CATCH				
CAPACITY_DCR				
CAPACITY_DCR_TOT				
EFFORT_DCR				
EFFORT_DCR_TOT				
EMPLOYMENT_DCR				
EMPLOYMENT_DCR_TOT				
FINANCIAL_POS_DCR				
FINANCIAL_POS_DCR_TOT				
LANDINGS_DCR				
LANDINGS_DCR_TOT				
REV_COSTS_FUEL_DCR				
REV_COSTS_FUEL_DCR_TOT				

Sufficient quality of data ■

Insufficient quality of data ■

Not Submitted/Inadequate data ■

Not Applicable ■

### 3.17 Portugal

Table 3.17.1 Data Submission Overview for Portugal

Fleet Economic	Mediterranean and Black Sea	Processing Industry	Aquaculture	Fishing Effort Regimes
CAPACITY	A_CATCH	DCF_PROIND_2008	DCF_AQUA_MA_2008	A_CATCH
CAPACITY_TOT	B_LANDINGS	DCF_PROIND_2009	DCF_AQUA_MA_2009	B_EFFORT
CAPVALINVEST	C_DISCARDS	DCF_PROIND_MA_2008	DCF_TURNOVER_SALES_2008	C_SPECIFIC_EFFORT
CAPVALINVEST_TOT	D_EFFORT	DCF_PROIND_MA_2009	DCF_TURNOVER_SALES_2009	D_CAPACITY
EFFORT_FAO_LEVEL3_4	E_ECONOMIC	DCR_PRICE_2006		
EFFORT_FS_SUPRA	F_ECONOMIC_SPECIES	DCR_PRICE_2007		
EFFORT_TOT	G_MEDITS_TA	DCR_PROIND_2006		
EMPLOYMENT	H_MEDITS_TB	DCR_PROIND_2007		
EMPLOYMENT_TOT	I_MEDITS_TC	DCR_RAW_2006		
EXPENDITURE	K_MEDITS_TD	DCR_RAW_2007		
EXPENDITURE_TOT	L_MEDITS_TT	DCR_TURNOVER_2006		
FISHENT	M_ABUNDANCE	DCR_TURNOVER_2007		
FISHENT_TOT	N_BIOMASS			
INCOME	O_ABUNDANCE_BIOMASS			
INCOME_TOT				
LANDINGS_FAO_LEVEL3_4				
LANDINGS_FAO_TOT				
REC_CATCH				
CAPACITY_DCR				
CAPACITY_DCR_TOT				
EFFORT_DCR				
EFFORT_DCR_TOT				
EMPLOYMENT_DCR				
EMPLOYMENT_DCR_TOT				
FINANCIAL_POS_DCR				
FINANCIAL_POS_DCR_TOT				
LANDINGS_DCR				
LANDINGS_DCR_TOT				
REV_COSTS_FUEL_DCR				
REV_COSTS_FUEL_DCR_TOT				

Submitted ■  
 Not Submitted ■  
 Not Applicable ■

Table 3.17.2 Data Compliance Overview for Portugal

Fleet Economic	Mediterranean and Black Sea	Processing Industry	Aquaculture	Fishing Effort Regimes
CAPACITY	A_CATCH	DCF_PROIND_2008	DCF_AQUA_MA_2008	A_CATCH
CAPACITY_TOT	B_LANDINGS	DCF_PROIND_2009	DCF_AQUA_MA_2009	B_EFFORT
CAPVALINVEST	C_DISCARDS	DCF_PROIND_MA_2008	DCF_TURNOVER_SALES_2008	C_SPECIFIC_EFFORT
CAPVALINVEST_TOT	D_EFFORT	DCF_PROIND_MA_2009	DCF_TURNOVER_SALES_2009	D_CAPACITY
EFFORT_FAO_LEVEL3_4	E_ECONOMIC	DCR_PRICE_2006		
EFFORT_FS_SUPRA	F_ECONOMIC_SPECIES	DCR_PRICE_2007		
EFFORT_TOT	G_MEDITS_TA	DCR_PROIND_2006		
EMPLOYMENT	H_MEDITS_TB	DCR_PROIND_2007		
EMPLOYMENT_TOT	I_MEDITS_TC	DCR_RAW_2006		
EXPENDITURE	K_MEDITS_TD	DCR_RAW_2007		
EXPENDITURE_TOT	L_MEDITS_TT	DCR_TURNOVER_2006		
FISHENT	M_ABUNDANCE	DCR_TURNOVER_2007		
FISHENT_TOT	N_BIOMASS			
INCOME	O_ABUNDANCE_BIOMASS			
INCOME_TOT				
LANDINGS_FAO_LEVEL3_4				
LANDINGS_FAO_TOT				
REC_CATCH				
CAPACITY_DCR				
CAPACITY_DCR_TOT				
EFFORT_DCR				
EFFORT_DCR_TOT				
EMPLOYMENT_DCR				
EMPLOYMENT_DCR_TOT				
FINANCIAL_POS_DCR				
FINANCIAL_POS_DCR_TOT				
LANDINGS_DCR				
LANDINGS_DCR_TOT				
REV_COSTS_FUEL_DCR				
REV_COSTS_FUEL_DCR_TOT				

Submitted before the deadline ■  
 Submitted after the deadline ■  
 Not Submitted ■  
 Not Applicable ■

Table 3.17.3 Data Quality Overview for Portugal

Fleet Economic	Mediterranean and Black Sea	Processing Industry	Aquaculture	Fishing Effort Regimes
CAPACITY	A_CATCH	DCF_PROIND_2008	DCF_AQUA_MA_2008	A_CATCH
CAPACITY_TOT	B_LANDINGS	DCF_PROIND_2009	DCF_AQUA_MA_2009	B_EFFORT
CAPVALINVEST	C_DISCARDS	DCF_PROIND_MA_2008	DCF_TURNOVER_SALES_2008	C_SPECIFIC_EFFORT
CAPVALINVEST_TOT	D_EFFORT	DCF_PROIND_MA_2009	DCF_TURNOVER_SALES_2009	D_CAPACITY
EFFORT_FAO_LEVEL3_4	E_ECONOMIC	DCR_PRICE_2006		
EFFORT_FS_SUPRA	F_ECONOMIC_SPECIES	DCR_PRICE_2007		
EFFORT_TOT	G_MEDITS_TA	DCR_PROIND_2006		
EMPLOYMENT	H_MEDITS_TB	DCR_PROIND_2007		
EMPLOYMENT_TOT	I_MEDITS_TC	DCR_RAW_2006		
EXPENDITURE	K_MEDITS_TD	DCR_RAW_2007		
EXPENDITURE_TOT	L_MEDITS_TT	DCR_TURNOVER_2006		
FISHENT	M_ABUNDANCE	DCR_TURNOVER_2007		
FISHENT_TOT	N_BIOMASS			
INCOME	O_ABUNDANCE_BIOMASS			
INCOME_TOT				
LANDINGS_FAO_LEVEL3_4				
LANDINGS_FAO_TOT				
REC_CATCH				
CAPACITY_DCR				
CAPACITY_DCR_TOT				
EFFORT_DCR				
EFFORT_DCR_TOT				
EMPLOYMENT_DCR				
EMPLOYMENT_DCR_TOT				
FINANCIAL_POS_DCR				
FINANCIAL_POS_DCR_TOT				
LANDINGS_DCR				
LANDINGS_DCR_TOT				
REV_COSTS_FUEL_DCR				
REV_COSTS_FUEL_DCR_TOT				

Sufficient quality of data ■  
 Insufficient quality of data ■  
 Not Submitted/Inadequate data ■  
 Not Applicable ■

### 3.18 Romania

Table 3.18.1 Data Submission Overview for Romania

Fleet Economic	Mediterranean and Black Sea	Processing Industry	Aquaculture	Fishing Effort Regimes
CAPACITY	A_CATCH	DCF_PROIND_2008	DCF_AQUA_MA_2008	A_CATCH
CAPACITY_TOT	B_LANDINGS	DCF_PROIND_2009	DCF_AQUA_MA_2009	B_EFFORT
CAPVALINVEST	C_DISCARDS	DCF_PROIND_MA_2008	DCF_TURNOVER_SALES_2008	C_SPECIFIC_EFFORT
CAPVALINVEST_TOT	D_EFFORT	DCF_PROIND_MA_2009	DCF_TURNOVER_SALES_2009	D_CAPACITY
EFFORT_FAO_LEVEL3_4	E_ECONOMIC	DCR_PRICE_2006		
EFFORT_FS_SUPRA	F_ECONOMIC_SPECIES	DCR_PRICE_2007		
EFFORT_TOT	G_MEDITS_TA	DCR_PROIND_2006		
EMPLOYMENT	H_MEDITS_TB	DCR_PROIND_2007		
EMPLOYMENT_TOT	I_MEDITS_TC	DCR_RAW_2006		
EXPENDITURE	K_MEDITS_TD	DCR_RAW_2007		
EXPENDITURE_TOT	L_MEDITS_TT	DCR_TURNOVER_2006		
FISHENT	M_ABUNDANCE	DCR_TURNOVER_2007		
FISHENT_TOT	N_BIOMASS			
INCOME	O_ABUNDANCE_BIOMASS			
INCOME_TOT				
LANDINGS_FAO_LEVEL3_4				
LANDINGS_FAO_TOT				
REC_CATCH				
CAPACITY_DCR				
CAPACITY_DCR_TOT				
EFFORT_DCR				
EFFORT_DCR_TOT				
EMPLOYMENT_DCR				
EMPLOYMENT_DCR_TOT				
FINANCIAL_POS_DCR				
FINANCIAL_POS_DCR_TOT				
LANDINGS_DCR				
LANDINGS_DCR_TOT				
REV_COSTS_FUEL_DCR				
REV_COSTS_FUEL_DCR_TOT				

Submitted ■

Not Submitted ■

Not Applicable ■

Table 3.18.2 Data Compliance Overview for Romania

Fleet Economic	Mediterranean and Black Sea	Processing Industry	Aquaculture	Fishing Effort Regimes
CAPACITY	A_CATCH	DCF_PROIND_2008	DCF_AQUA_MA_2008	A_CATCH
CAPACITY_TOT	B_LANDINGS	DCF_PROIND_2009	DCF_AQUA_MA_2009	B_EFFORT
CAPVALINVEST	C_DISCARDS	DCF_PROIND_MA_2008	DCF_TURNOVER_SALES_2008	C_SPECIFIC_EFFORT
CAPVALINVEST_TOT	D_EFFORT	DCF_PROIND_MA_2009	DCF_TURNOVER_SALES_2009	D_CAPACITY
EFFORT_FAO_LEVEL3_4	E_ECONOMIC	DCR_PRICE_2006		
EFFORT_FS_SUPRA	F_ECONOMIC_SPECIES	DCR_PRICE_2007		
EFFORT_TOT	G_MEDITS_TA	DCR_PROIND_2006		
EMPLOYMENT	H_MEDITS_TB	DCR_PROIND_2007		
EMPLOYMENT_TOT	I_MEDITS_TC	DCR_RAW_2006		
EXPENDITURE	K_MEDITS_TD	DCR_RAW_2007		
EXPENDITURE_TOT	L_MEDITS_TT	DCR_TURNOVER_2006		
FISHENT	M_ABUNDANCE	DCR_TURNOVER_2007		
FISHENT_TOT	N_BIOMASS			
INCOME	O_ABUNDANCE_BIOMASS			
INCOME_TOT				
LANDINGS_FAO_LEVEL3_4				
LANDINGS_FAO_TOT				
REC_CATCH				
CAPACITY_DCR				
CAPACITY_DCR_TOT				
EFFORT_DCR				
EFFORT_DCR_TOT				
EMPLOYMENT_DCR				
EMPLOYMENT_DCR_TOT				
FINANCIAL_POS_DCR				
FINANCIAL_POS_DCR_TOT				
LANDINGS_DCR				
LANDINGS_DCR_TOT				
REV_COSTS_FUEL_DCR				
REV_COSTS_FUEL_DCR_TOT				

Submitted before the deadline ■  
 Submitted after the deadline ■  
 Not Submitted ■  
 Not Applicable ■

Table 3.18.3 Data Quality Overview for Romania

Fleet Economic	Mediterranean and Black Sea	Processing Industry	Aquaculture	Fishing Effort Regimes
CAPACITY	A_CATCH	DCF_PROIND_2008	DCF_AQUA_MA_2008	A_CATCH
CAPACITY_TOT	B_LANDINGS	DCF_PROIND_2009	DCF_AQUA_MA_2009	B_EFFORT
CAPVALINVEST	C_DISCARDS	DCF_PROIND_MA_2008	DCF_TURNOVER_SALES_2008	C_SPECIFIC_EFFORT
CAPVALINVEST_TOT	D_EFFORT	DCF_PROIND_MA_2009	DCF_TURNOVER_SALES_2009	D_CAPACITY
EFFORT_FAO_LEVEL3_4	E_ECONOMIC	DCR_PRICE_2006		
EFFORT_FS_SUPRA	F_ECONOMIC_SPECIES	DCR_PRICE_2007		
EFFORT_TOT	G_MEDITS_TA	DCR_PROIND_2006		
EMPLOYMENT	H_MEDITS_TB	DCR_PROIND_2007		
EMPLOYMENT_TOT	I_MEDITS_TC	DCR_RAW_2006		
EXPENDITURE	K_MEDITS_TD	DCR_RAW_2007		
EXPENDITURE_TOT	L_MEDITS_TT	DCR_TURNOVER_2006		
FISHENT	M_ABUNDANCE	DCR_TURNOVER_2007		
FISHENT_TOT	N_BIOMASS			
INCOME	O_ABUNDANCE_BIOMASS			
INCOME_TOT				
LANDINGS_FAO_LEVEL3_4				
LANDINGS_FAO_TOT				
REC_CATCH				
CAPACITY_DCR				
CAPACITY_DCR_TOT				
EFFORT_DCR				
EFFORT_DCR_TOT				
EMPLOYMENT_DCR				
EMPLOYMENT_DCR_TOT				
FINANCIAL_POS_DCR				
FINANCIAL_POS_DCR_TOT				
LANDINGS_DCR				
LANDINGS_DCR_TOT				
REV_COSTS_FUEL_DCR				
REV_COSTS_FUEL_DCR_TOT				

Sufficient quality of data ■  
 Insufficient quality of data ■  
 Not Submitted/Inadequate data ■  
 Not Applicable ■



### 3.19 Slovenia

Table 3.19.1 Data Submission Overview for Slovenia

Fleet Economic	Mediterranean and Black Sea	Processing Industry	Aquaculture	Fishing Effort Regimes
CAPACITY	A_CATCH	DCF_PROIND_2008	DCF_AQUA_MA_2008	A_CATCH
CAPACITY_TOT	B_LANDINGS	DCF_PROIND_2009	DCF_AQUA_MA_2009	B_EFFORT
CAPVALINVEST	C_DISCARDS	DCF_PROIND_MA_2008	DCF_TURNOVER_SALES_2008	C_SPECIFIC_EFFORT
CAPVALINVEST_TOT	D_EFFORT	DCF_PROIND_MA_2009	DCF_TURNOVER_SALES_2009	D_CAPACITY
EFFORT_FAO_LEVEL3_4	E_ECONOMIC	DCR_PRICE_2006		
EFFORT_FS_SUPRA	F_ECONOMIC_SPECIES	DCR_PRICE_2007		
EFFORT_TOT	G_MEDITS_TA	DCR_PROIND_2006		
EMPLOYMENT	H_MEDITS_TB	DCR_PROIND_2007		
EMPLOYMENT_TOT	I_MEDITS_TC	DCR_RAW_2006		
EXPENDITURE	K_MEDITS_TD	DCR_RAW_2007		
EXPENDITURE_TOT	L_MEDITS_TT	DCR_TURNOVER_2006		
FISHENT	M_ABUNDANCE	DCR_TURNOVER_2007		
FISHENT_TOT	N_BIOMASS			
INCOME	O_ABUNDANCE_BIOMASS			
INCOME_TOT				
LANDINGS_FAO_LEVEL3_4				
LANDINGS_FAO_TOT				
REC_CATCH				
CAPACITY_DCR				
CAPACITY_DCR_TOT				
EFFORT_DCR				
EFFORT_DCR_TOT				
EMPLOYMENT_DCR				
EMPLOYMENT_DCR_TOT				
FINANCIAL_POS_DCR				
FINANCIAL_POS_DCR_TOT				
LANDINGS_DCR				
LANDINGS_DCR_TOT				
REV_COSTS_FUEL_DCR				
REV_COSTS_FUEL_DCR_TOT				

Submitted ■

Not Submitted ■

Not Applicable ■

Table 3.19.2 Data Compliance Overview for Slovenia

Fleet Economic	Mediterranean and Black Sea	Processing Industry	Aquaculture	Fishing Effort Regimes
CAPACITY	A_CATCH	DCF_PROIND_2008	DCF_AQUA_MA_2008	A_CATCH
CAPACITY_TOT	B_LANDINGS	DCF_PROIND_2009	DCF_AQUA_MA_2009	B_EFFORT
CAPVALINVEST	C_DISCARDS	DCF_PROIND_MA_2008	DCF_TURNOVER_SALES_2008	C_SPECIFIC_EFFORT
CAPVALINVEST_TOT	D_EFFORT	DCF_PROIND_MA_2009	DCF_TURNOVER_SALES_2009	D_CAPACITY
EFFORT_FAO_LEVEL3_4	E_ECONOMIC	DCR_PRICE_2006		
EFFORT_FS_SUPRA	F_ECONOMIC_SPECIES	DCR_PRICE_2007		
EFFORT_TOT	G_MEDITS_TA	DCR_PROIND_2006		
EMPLOYMENT	H_MEDITS_TB	DCR_PROIND_2007		
EMPLOYMENT_TOT	I_MEDITS_TC	DCR_RAW_2006		
EXPENDITURE	K_MEDITS_TD	DCR_RAW_2007		
EXPENDITURE_TOT	L_MEDITS_TT	DCR_TURNOVER_2006		
FISHENT	M_ABUNDANCE	DCR_TURNOVER_2007		
FISHENT_TOT	N_BIOMASS			
INCOME	O_ABUNDANCE_BIOMASS			
INCOME_TOT				
LANDINGS_FAO_LEVEL3_4				
LANDINGS_FAO_TOT				
REC_CATCH				
CAPACITY_DCR				
CAPACITY_DCR_TOT				
EFFORT_DCR				
EFFORT_DCR_TOT				
EMPLOYMENT_DCR				
EMPLOYMENT_DCR_TOT				
FINANCIAL_POS_DCR				
FINANCIAL_POS_DCR_TOT				
LANDINGS_DCR				
LANDINGS_DCR_TOT				
REV_COSTS_FUEL_DCR				
REV_COSTS_FUEL_DCR_TOT				

Submitted before the deadline ■  
 Submitted after the deadline ■  
 Not Submitted ■  
 Not Applicable ■

Table 3.19.3 Data Quality Overview for Slovenia

Fleet Economic	Mediterranean and Black Sea	Processing Industry	Aquaculture	Fishing Effort Regimes
CAPACITY	A_CATCH	DCF_PROIND_2008	DCF_AQUA_MA_2008	A_CATCH
CAPACITY_TOT	B_LANDINGS	DCF_PROIND_2009	DCF_AQUA_MA_2009	B_EFFORT
CAPVALINVEST	C_DISCARDS	DCF_PROIND_MA_2008	DCF_TURNOVER_SALES_2008	C_SPECIFIC_EFFORT
CAPVALINVEST_TOT	D_EFFORT	DCF_PROIND_MA_2009	DCF_TURNOVER_SALES_2009	D_CAPACITY
EFFORT_FAO_LEVEL3_4	E_ECONOMIC	DCR_PRICE_2006		
EFFORT_FS_SUPRA	F_ECONOMIC_SPECIES	DCR_PRICE_2007		
EFFORT_TOT	G_MEDITS_TA	DCR_PROIND_2006		
EMPLOYMENT	H_MEDITS_TB	DCR_PROIND_2007		
EMPLOYMENT_TOT	I_MEDITS_TC	DCR_RAW_2006		
EXPENDITURE	K_MEDITS_TD	DCR_RAW_2007		
EXPENDITURE_TOT	L_MEDITS_TT	DCR_TURNOVER_2006		
FISHENT	M_ABUNDANCE	DCR_TURNOVER_2007		
FISHENT_TOT	N_BIOMASS			
INCOME	O_ABUNDANCE_BIOMASS			
INCOME_TOT				
LANDINGS_FAO_LEVEL3_4				
LANDINGS_FAO_TOT				
REC_CATCH				
CAPACITY_DCR				
CAPACITY_DCR_TOT				
EFFORT_DCR				
EFFORT_DCR_TOT				
EMPLOYMENT_DCR				
EMPLOYMENT_DCR_TOT				
FINANCIAL_POS_DCR				
FINANCIAL_POS_DCR_TOT				
LANDINGS_DCR				
LANDINGS_DCR_TOT				
REV_COSTS_FUEL_DCR				
REV_COSTS_FUEL_DCR_TOT				

Sufficient quality of data ■  
 Insufficient quality of data ■  
 Not Submitted/Inadequate data ■  
 Not Applicable ■

### 3.20 Spain

Table 3.20.1 Data Submission Overview for Spain

Fleet Economic	Mediterranean and Black Sea	Processing Industry	Aquaculture	Fishing Effort Regimes
CAPACITY	A_CATCH	DCF_PROIND_2008	DCF_AQUA_MA_2008	A_CATCH
CAPACITY_TOT	B_LANDINGS	DCF_PROIND_2009	DCF_AQUA_MA_2009	B_EFFORT
CAPVALINVEST	C_DISCARDS	DCF_PROIND_MA_2008	DCF_TURNOVER_SALES_2008	C_SPECIFIC_EFFORT
CAPVALINVEST_TOT	D_EFFORT	DCF_PROIND_MA_2009	DCF_TURNOVER_SALES_2009	D_CAPACITY
EFFORT_FAO_LEVEL3_4	E_ECONOMIC	DCR_PRICE_2006		
EFFORT_FS_SUPRA	F_ECONOMIC_SPECIES	DCR_PRICE_2007		
EFFORT_TOT	G_MEDITS_TA	DCR_PROIND_2006		
EMPLOYMENT	H_MEDITS_TB	DCR_PROIND_2007		
EMPLOYMENT_TOT	I_MEDITS_TC	DCR_RAW_2006		
EXPENDITURE	K_MEDITS_TD	DCR_RAW_2007		
EXPENDITURE_TOT	L_MEDITS_TT	DCR_TURNOVER_2006		
FISHENT	M_ABUNDANCE	DCR_TURNOVER_2007		
FISHENT_TOT	N_BIOMASS			
INCOME	O_ABUNDANCE_BIOMASS			
INCOME_TOT				
LANDINGS_FAO_LEVEL3_4				
LANDINGS_FAO_TOT				
REC_CATCH				
CAPACITY_DCR				
CAPACITY_DCR_TOT				
EFFORT_DCR				
EFFORT_DCR_TOT				
EMPLOYMENT_DCR				
EMPLOYMENT_DCR_TOT				
FINANCIAL_POS_DCR				
FINANCIAL_POS_DCR_TOT				
LANDINGS_DCR				
LANDINGS_DCR_TOT				
REV_COSTS_FUEL_DCR				
REV_COSTS_FUEL_DCR_TOT				

Submitted ■  
 Not Submitted ■  
 Not Applicable ■

Table 3.20.2 Data Compliance Overview for Spain

Fleet Economic	Mediterranean and Black Sea	Processing Industry	Aquaculture	Fishing Effort Regimes
CAPACITY	A_CATCH	DCF_PROIND_2008	DCF_AQUA_MA_2008	A_CATCH
CAPACITY_TOT	B_LANDINGS	DCF_PROIND_2009	DCF_AQUA_MA_2009	B_EFFORT
CAPVALINVEST	C_DISCARDS	DCF_PROIND_MA_2008	DCF_TURNOVER_SALES_2008	C_SPECIFIC_EFFORT
CAPVALINVEST_TOT	D_EFFORT	DCF_PROIND_MA_2009	DCF_TURNOVER_SALES_2009	D_CAPACITY
EFFORT_FAO_LEVEL3_4	E_ECONOMIC	DCR_PRICE_2006		
EFFORT_FS_SUPRA	F_ECONOMIC_SPECIES	DCR_PRICE_2007		
EFFORT_TOT	G_MEDITS_TA	DCR_PROIND_2006		
EMPLOYMENT	H_MEDITS_TB	DCR_PROIND_2007		
EMPLOYMENT_TOT	I_MEDITS_TC	DCR_RAW_2006		
EXPENDITURE	K_MEDITS_TD	DCR_RAW_2007		
EXPENDITURE_TOT	L_MEDITS_TT	DCR_TURNOVER_2006		
FISHENT	M_ABUNDANCE	DCR_TURNOVER_2007		
FISHENT_TOT	N_BIOMASS			
INCOME	O_ABUNDANCE_BIOMASS			
INCOME_TOT				
LANDINGS_FAO_LEVEL3_4				
LANDINGS_FAO_TOT				
REC_CATCH				
CAPACITY_DCR				
CAPACITY_DCR_TOT				
EFFORT_DCR				
EFFORT_DCR_TOT				
EMPLOYMENT_DCR				
EMPLOYMENT_DCR_TOT				
FINANCIAL_POS_DCR				
FINANCIAL_POS_DCR_TOT				
LANDINGS_DCR				
LANDINGS_DCR_TOT				
REV_COSTS_FUEL_DCR				
REV_COSTS_FUEL_DCR_TOT				

Submitted before the deadline ■  
 Submitted after the deadline ■  
 Not Submitted ■  
 Not Applicable ■

Table 3.20.3 Data Quality Overview for Spain

Fleet Economic	Mediterranean and Black Sea	Processing Industry	Aquaculture	Fishing Effort Regimes
CAPACITY	A_CATCH	DCF_PROIND_2008	DCF_AQUA_MA_2008	A_CATCH
CAPACITY_TOT	B_LANDINGS	DCF_PROIND_2009	DCF_AQUA_MA_2009	B_EFFORT
CAPVALINVEST	C_DISCARDS	DCF_PROIND_MA_2008	DCF_TURNOVER_SALES_2008	C_SPECIFIC_EFFORT
CAPVALINVEST_TOT	D_EFFORT	DCF_PROIND_MA_2009	DCF_TURNOVER_SALES_2009	D_CAPACITY
EFFORT_FAO_LEVEL3_4	E_ECONOMIC	DCR_PRICE_2006		
EFFORT_FS_SUPRA	F_ECONOMIC_SPECIES	DCR_PRICE_2007		
EFFORT_TOT	G_MEDITS_TA	DCR_PROIND_2006		
EMPLOYMENT	H_MEDITS_TB	DCR_PROIND_2007		
EMPLOYMENT_TOT	I_MEDITS_TC	DCR_RAW_2006		
EXPENDITURE	K_MEDITS_TD	DCR_RAW_2007		
EXPENDITURE_TOT	L_MEDITS_TT	DCR_TURNOVER_2006		
FISHENT	M_ABUNDANCE	DCR_TURNOVER_2007		
FISHENT_TOT	N_BIOMASS			
INCOME	O_ABUNDANCE_BIOMASS			
INCOME_TOT				
LANDINGS_FAO_LEVEL3_4				
LANDINGS_FAO_TOT				
REC_CATCH				
CAPACITY_DCR				
CAPACITY_DCR_TOT				
EFFORT_DCR				
EFFORT_DCR_TOT				
EMPLOYMENT_DCR				
EMPLOYMENT_DCR_TOT				
FINANCIAL_POS_DCR				
FINANCIAL_POS_DCR_TOT				
LANDINGS_DCR				
LANDINGS_DCR_TOT				
REV_COSTS_FUEL_DCR				
REV_COSTS_FUEL_DCR_TOT				

Sufficient quality of data ■

Insufficient quality of data ■

Not Submitted/Inadequate data ■

Not Applicable ■

### 3.21 Sweden

Table 3.21.1 Data Submission Overview for Sweden

Fleet Economic	Mediterranean and Black Sea	Processing Industry	Aquaculture	Fishing Effort Regimes
CAPACITY	A_CATCH	DCF_PROIND_2008	DCF_AQUA_MA_2008	A_CATCH
CAPACITY_TOT	B_LANDINGS	DCF_PROIND_2009	DCF_AQUA_MA_2009	B_EFFORT
CAPVALINVEST	C_DISCARDS	DCF_PROIND_MA_2008	DCF_TURNOVER_SALES_2008	C_SPECIFIC_EFFORT
CAPVALINVEST_TOT	D_EFFORT	DCF_PROIND_MA_2009	DCF_TURNOVER_SALES_2009	D_CAPACITY
EFFORT_FAO_LEVEL3_4	E_ECONOMIC	DCR_PRICE_2006		
EFFORT_FS_SUPRA	F_ECONOMIC_SPECIES	DCR_PRICE_2007		
EFFORT_TOT	G_MEDITS_TA	DCR_PROIND_2006		
EMPLOYMENT	H_MEDITS_TB	DCR_PROIND_2007		
EMPLOYMENT_TOT	I_MEDITS_TC	DCR_RAW_2006		
EXPENDITURE	K_MEDITS_TD	DCR_RAW_2007		
EXPENDITURE_TOT	L_MEDITS_TT	DCR_TURNOVER_2006		
FISHENT	M_ABUNDANCE	DCR_TURNOVER_2007		
FISHENT_TOT	N_BIOMASS			
INCOME	O_ABUNDANCE_BIOMASS			
INCOME_TOT				
LANDINGS_FAO_LEVEL3_4				
LANDINGS_FAO_TOT				
REC_CATCH				
CAPACITY_DCR				
CAPACITY_DCR_TOT				
EFFORT_DCR				
EFFORT_DCR_TOT				
EMPLOYMENT_DCR				
EMPLOYMENT_DCR_TOT				
FINANCIAL_POS_DCR				
FINANCIAL_POS_DCR_TOT				
LANDINGS_DCR				
LANDINGS_DCR_TOT				
REV_COSTS_FUEL_DCR				
REV_COSTS_FUEL_DCR_TOT				

Submitted ■  
 Not Submitted ■  
 Not Applicable ■

Table 3.21.2 Data Compliance Overview for Sweden

Fleet Economic	Mediterranean and Black Sea	Processing Industry	Aquaculture	Fishing Effort Regimes
CAPACITY	A_CATCH	DCF_PROIND_2008	DCF_AQUA_MA_2008	A_CATCH
CAPACITY_TOT	B_LANDINGS	DCF_PROIND_2009	DCF_AQUA_MA_2009	B_EFFORT
CAPVALINVEST	C_DISCARDS	DCF_PROIND_MA_2008	DCF_TURNOVER_SALES_2008	C_SPECIFIC_EFFORT
CAPVALINVEST_TOT	D_EFFORT	DCF_PROIND_MA_2009	DCF_TURNOVER_SALES_2009	D_CAPACITY
EFFORT_FAO_LEVEL3_4	E_ECONOMIC	DCR_PRICE_2006		
EFFORT_FS_SUPRA	F_ECONOMIC_SPECIES	DCR_PRICE_2007		
EFFORT_TOT	G_MEDITS_TA	DCR_PROIND_2006		
EMPLOYMENT	H_MEDITS_TB	DCR_PROIND_2007		
EMPLOYMENT_TOT	I_MEDITS_TC	DCR_RAW_2006		
EXPENDITURE	K_MEDITS_TD	DCR_RAW_2007		
EXPENDITURE_TOT	L_MEDITS_TT	DCR_TURNOVER_2006		
FISHENT	M_ABUNDANCE	DCR_TURNOVER_2007		
FISHENT_TOT	N_BIOMASS			
INCOME	O_ABUNDANCE_BIOMASS			
INCOME_TOT				
LANDINGS_FAO_LEVEL3_4				
LANDINGS_FAO_TOT				
REC_CATCH				
CAPACITY_DCR				
CAPACITY_DCR_TOT				
EFFORT_DCR				
EFFORT_DCR_TOT				
EMPLOYMENT_DCR				
EMPLOYMENT_DCR_TOT				
FINANCIAL_POS_DCR				
FINANCIAL_POS_DCR_TOT				
LANDINGS_DCR				
LANDINGS_DCR_TOT				
REV_COSTS_FUEL_DCR				
REV_COSTS_FUEL_DCR_TOT				

Submitted before the deadline ■  
 Submitted after the deadline ■  
 Not Submitted ■  
 Not Applicable ■



Table 3.21.3 Data Quality Overview for Sweden

Fleet Economic	Mediterranean and Black Sea	Processing Industry	Aquaculture	Fishing Effort Regimes
CAPACITY	A_CATCH	DCF_PROIND_2008	DCF_AQUA_MA_2008	A_CATCH
CAPACITY_TOT	B_LANDINGS	DCF_PROIND_2009	DCF_AQUA_MA_2009	B_EFFORT
CAPVALINVEST	C_DISCARDS	DCF_PROIND_MA_2008	DCF_TURNOVER_SALES_2008	C_SPECIFIC_EFFORT
CAPVALINVEST_TOT	D_EFFORT	DCF_PROIND_MA_2009	DCF_TURNOVER_SALES_2009	D_CAPACITY
EFFORT_FAO_LEVEL3_4	E_ECONOMIC	DCR_PRICE_2006		
EFFORT_FS_SUPRA	F_ECONOMIC_SPECIES	DCR_PRICE_2007		
EFFORT_TOT	G_MEDITS_TA	DCR_PROIND_2006		
EMPLOYMENT	H_MEDITS_TB	DCR_PROIND_2007		
EMPLOYMENT_TOT	I_MEDITS_TC	DCR_RAW_2006		
EXPENDITURE	K_MEDITS_TD	DCR_RAW_2007		
EXPENDITURE_TOT	L_MEDITS_TT	DCR_TURNOVER_2006		
FISHENT	M_ABUNDANCE	DCR_TURNOVER_2007		
FISHENT_TOT	N_BIOMASS			
INCOME	O_ABUNDANCE_BIOMASS			
INCOME_TOT				
LANDINGS_FAO_LEVEL3_4				
LANDINGS_FAO_TOT				
REC_CATCH				
CAPACITY_DCR				
CAPACITY_DCR_TOT				
EFFORT_DCR				
EFFORT_DCR_TOT				
EMPLOYMENT_DCR				
EMPLOYMENT_DCR_TOT				
FINANCIAL_POS_DCR				
FINANCIAL_POS_DCR_TOT				
LANDINGS_DCR				
LANDINGS_DCR_TOT				
REV_COSTS_FUEL_DCR				
REV_COSTS_FUEL_DCR_TOT				

Sufficient quality of data ■  
 Insufficient quality of data ■  
 Not Submitted/Inadequate data ■  
 Not Applicable ■

### 3.22 The Netherlands

Table 3.22.1 Data Submission Overview for The Netherlands

Fleet Economic	Mediterranean and Black Sea	Processing Industry	Aquaculture	Fishing Effort Regimes
CAPACITY	A_CATCH	DCF_PROIND_2008	DCF_AQUA_MA_2008	A_CATCH
CAPACITY_TOT	B_LANDINGS	DCF_PROIND_2009	DCF_AQUA_MA_2009	B_EFFORT
CAPVALINVEST	C_DISCARDS	DCF_PROIND_MA_2008	DCF_TURNOVER_SALES_2008	C_SPECIFIC_EFFORT
CAPVALINVEST_TOT	D_EFFORT	DCF_PROIND_MA_2009	DCF_TURNOVER_SALES_2009	D_CAPACITY
EFFORT_FAO_LEVEL3_4	E_ECONOMIC	DCR_PRICE_2006		
EFFORT_FS_SUPRA	F_ECONOMIC_SPECIES	DCR_PRICE_2007		
EFFORT_TOT	G_MEDITS_TA	DCR_PROIND_2006		
EMPLOYMENT	H_MEDITS_TB	DCR_PROIND_2007		
EMPLOYMENT_TOT	I_MEDITS_TC	DCR_RAW_2006		
EXPENDITURE	K_MEDITS_TD	DCR_RAW_2007		
EXPENDITURE_TOT	L_MEDITS_TT	DCR_TURNOVER_2006		
FISHENT	M_ABUNDANCE	DCR_TURNOVER_2007		
FISHENT_TOT	N_BIOMASS			
INCOME	O_ABUNDANCE_BIOMASS			
INCOME_TOT				
LANDINGS_FAO_LEVEL3_4				
LANDINGS_FAO_TOT				
REC_CATCH				
CAPACITY_DCR				
CAPACITY_DCR_TOT				
EFFORT_DCR				
EFFORT_DCR_TOT				
EMPLOYMENT_DCR				
EMPLOYMENT_DCR_TOT				
FINANCIAL_POS_DCR				
FINANCIAL_POS_DCR_TOT				
LANDINGS_DCR				
LANDINGS_DCR_TOT				
REV_COSTS_FUEL_DCR				
REV_COSTS_FUEL_DCR_TOT				

Submitted ■  
 Not Submitted ■  
 Not Applicable ■

Table 3.22.2 Data Compliance Overview for The Netherlands

Fleet Economic	Mediterranean and Black Sea	Processing Industry	Aquaculture	Fishing Effort Regimes
CAPACITY	A_CATCH	DCF_PROIND_2008	DCF_AQUA_MA_2008	A_CATCH
CAPACITY_TOT	B_LANDINGS	DCF_PROIND_2009	DCF_AQUA_MA_2009	B_EFFORT
CAPVALINVEST	C_DISCARDS	DCF_PROIND_MA_2008	DCF_TURNOVER_SALES_2008	C_SPECIFIC_EFFORT
CAPVALINVEST_TOT	D_EFFORT	DCF_PROIND_MA_2009	DCF_TURNOVER_SALES_2009	D_CAPACITY
EFFORT_FAO_LEVEL3_4	E_ECONOMIC	DCR_PRICE_2006		
EFFORT_FS_SUPRA	F_ECONOMIC_SPECIES	DCR_PRICE_2007		
EFFORT_TOT	G_MEDITS_TA	DCR_PROIND_2006		
EMPLOYMENT	H_MEDITS_TB	DCR_PROIND_2007		
EMPLOYMENT_TOT	I_MEDITS_TC	DCR_RAW_2006		
EXPENDITURE	K_MEDITS_TD	DCR_RAW_2007		
EXPENDITURE_TOT	L_MEDITS_TT	DCR_TURNOVER_2006		
FISHENT	M_ABUNDANCE	DCR_TURNOVER_2007		
FISHENT_TOT	N_BIOMASS			
INCOME	O_ABUNDANCE_BIOMASS			
INCOME_TOT				
LANDINGS_FAO_LEVEL3_4				
LANDINGS_FAO_TOT				
REC_CATCH				
CAPACITY_DCR				
CAPACITY_DCR_TOT				
EFFORT_DCR				
EFFORT_DCR_TOT				
EMPLOYMENT_DCR				
EMPLOYMENT_DCR_TOT				
FINANCIAL_POS_DCR				
FINANCIAL_POS_DCR_TOT				
LANDINGS_DCR				
LANDINGS_DCR_TOT				
REV_COSTS_FUEL_DCR				
REV_COSTS_FUEL_DCR_TOT				

Submitted before the deadline ■  
 Submitted after the deadline ■  
 Not Submitted ■  
 Not Applicable ■

Table 3.22.3 Data Quality Overview for The Netherlands

Fleet Economic	Mediterranean and Black Sea	Processing Industry	Aquaculture	Fishing Effort Regimes
CAPACITY	A_CATCH	DCF_PROIND_2008	DCF_AQUA_MA_2008	A_CATCH
CAPACITY_TOT	B_LANDINGS	DCF_PROIND_2009	DCF_AQUA_MA_2009	B_EFFORT
CAPVALINVEST	C_DISCARDS	DCF_PROIND_MA_2008	DCF_TURNOVER_SALES_2008	C_SPECIFIC_EFFORT
CAPVALINVEST_TOT	D_EFFORT	DCF_PROIND_MA_2009	DCF_TURNOVER_SALES_2009	D_CAPACITY
EFFORT_FAO_LEVEL3_4	E_ECONOMIC	DCR_PRICE_2006		
EFFORT_FS_SUPRA	F_ECONOMIC_SPECIES	DCR_PRICE_2007		
EFFORT_TOT	G_MEDITS_TA	DCR_PROIND_2006		
EMPLOYMENT	H_MEDITS_TB	DCR_PROIND_2007		
EMPLOYMENT_TOT	I_MEDITS_TC	DCR_RAW_2006		
EXPENDITURE	K_MEDITS_TD	DCR_RAW_2007		
EXPENDITURE_TOT	L_MEDITS_TT	DCR_TURNOVER_2006		
FISHENT	M_ABUNDANCE	DCR_TURNOVER_2007		
FISHENT_TOT	N_BIOMASS			
INCOME	O_ABUNDANCE_BIOMASS			
INCOME_TOT				
LANDINGS_FAO_LEVEL3_4				
LANDINGS_FAO_TOT				
REC_CATCH				
CAPACITY_DCR				
CAPACITY_DCR_TOT				
EFFORT_DCR				
EFFORT_DCR_TOT				
EMPLOYMENT_DCR				
EMPLOYMENT_DCR_TOT				
FINANCIAL_POS_DCR				
FINANCIAL_POS_DCR_TOT				
LANDINGS_DCR				
LANDINGS_DCR_TOT				
REV_COSTS_FUEL_DCR				
REV_COSTS_FUEL_DCR_TOT				

Sufficient quality of data ■  
 Insufficient quality of data ■  
 Not Submitted/Inadequate data ■  
 Not Applicable ■

## 4 References

- [1] N. Mitrakis, *Data Coverage and Quality Report for the Official Call for Fleet Specific Catch and Effort Data to Evaluate the Fishing Effort Management Schemes February 2011*, EU Internal Document, pp. 1-18, Dec. 2011.
- [2] JRC, *Data Coverage and Quality Report for the Official Call for Data to Assess Mediterranean and Black Sea Stocks 2011*, EU Internal Document, pp. 1-26, Jan 2012.
- [3] JRC Fishreg Data Collection Team, *DCF Economic Data Call 2011 Coverage and Quality Report*, EU Internal Document, pp. 1-104, Dec. 2011.
- [4] JRC Fishreg Data Collection Team, *DCF Economic Data Call 2011 Coverage and Quality Report Fish Processing Industry*, EU Internal Document, In preparation.
- [5] JRC Fishreg Data Collection Team, *DCF Data Call 2011 Coverage and Quality Report Aquaculture*, EU Internal Document, In preparation.